

Data Coordinator Monthly Call

March 6, 2025



Agenda

[Data Sharing Agreements](#)

[Data Collections Calendar](#)

[VAM Roster Verification \(formerly CVR\)](#)

[EdLink Security](#)

[eSER](#)

[eScholar](#)

[EdLink 360 Data Collections](#)

[Ad Hoc Collections](#)

[Student Transcript System \(STS\)](#)


[Louisiana Evaluation System \(LES\)](#)

[Phishing Emails](#)

[Resources](#)

[Support Meetings](#)

[Contact List](#)



Data Sharing Agreements



Data Sharing Agreements

Pursuant to R.S. 17:3914, school systems are required to have a contract or data sharing agreement in place with private vendors that deliver services in order to share personally identifiable student data (PII).

For the 2024-2025 school year, school systems will need to opt-in to any new or expiring data sharing agreements. Please use the [Data Sharing Agreement Tracker](#) for downloading agreements and for uploading agreements with the appropriate approvals.

For questions or concerns with Data Sharing Agreements, contact ldedata@la.gov.



DRC (Data Recognition Corporation) Data Sharing Agreement Renewed for 2025

The data sharing agreement for DRC has been renewed for 2025. It is posted to our [Data Sharing Agreement](#) website & [Data Sharing Agreement Tracker](#).

This is an essential data sharing agreement that all school systems shall opt into as DRC is the assessment platform for LEAP 2025 summative assessment, the diagnostic and interim non-summative assessment for LEAP 360, the LEAP practice tests, and LEAP CONNECT.

For questions or concerns with Data Sharing Agreements, contact ldedata@la.gov.



Data Collections Calendar



Benchmark Calendar 2024-2025



Collection	2024					2025								
	August	September	October	November	December	January	February	March	April	May	June	July	August	September
2023-24 EOY Dropout Corrections	8/19/2024				12/13/2024									
Fall LEAP 2025 HS Assessments	8/19/2024	9/27/2024												
KEA			10/1/2024-10/18/2024	11/1/2024										
Oct 1 MFP/IDEA	8/19/2024		10/18/2024											
Mentor & Resident Teacher Collection	8/19/2024			11/1/2024										
Oct 1 Staff Vacancy Collection	8/19/2024			11/15/2024										
Oct CLASS (Staff and Student)	8/19/2024					1/10/2025								
Spring LEAP 2025 HS Assessments						1/1/2025	2/7/2025							
STS Mid-Year in (Legacy System)					12/2/2024		2/24/2025							
Feb 1 MFP	8/19/2024						2/21/2025							
Feb 1 Staff Vacancy	8/19/2024						2/28/2025							
CVR (View Only)								3/17/2025		3/17-5/2/25 Update daily from Edlink to CVR				
CVR (Verification)										5/5-5/30/25 Verify in CVR Only by COB 5/30/25				
SRO School Resource Officer	8/19/2024													
Student End-Of-Year							2/24/2025					7/11/2025		
EOY Mentor and Resident						1/1/2025						7/31/2025		
Staff End-Of-Year						1/12/2025							8/8/2025	
STS End-Of-Year (Legacy System)					12/2/2024									9/12/2025



VAM Roster Verification

Formerly Curriculum Verification Roster (CVR)



Roster Verification - *Formerly CVR*

Roster verification ensures that teachers are assigned to the correct courses and classroom rosters of students for the purposes of value-added (VAM) analysis. The data in Roster Verification will be used to calculate a teacher's VAM score even if the teacher and/or the principal do not verify the roster.

The LEADS CVR System will no longer be used for Roster Verification. Beginning in the 2024-2025 school year, Roster Verification will be in the LEP Educator Portal.

Teachers instructing ELA, Math, and Science (grades 4-8), and Algebra I, Geometry, English I and English II courses (all grades) should verify their rosters, as they are eligible to receive VAM scores.

- Teacher instructing Social Studies (grades 4-8) are not required to verify rosters as the assessment is in transition.



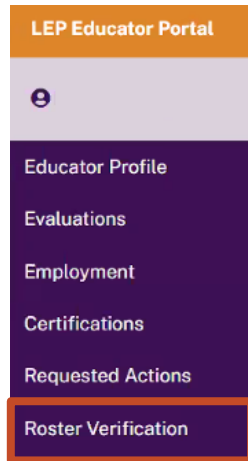
Roster Verification Schedule

School Year	System	CVR Action Item	Dates
2024-2025	EdLink	Data Managers submit course offerings, student schedules, student enrollments, and staff course offering data to EdLink360	3/17/25 - 5/2/25
2024-2025	LEP (Roster Verification)	Data Managers, Sites Leaders and Teachers <u>review rosters</u> for accuracy.	3/17/25 - 5/2/25
2024-2025	LEP (Roster Verification)	Teachers and Site Leaders will <u>verify rosters</u> .	5/5/25 - 5/30/25



Roster Verification Roles

- Data Managers and Site Leaders will have to request access through EdLink Security.
 - Details will be released in the coming weeks.
- Teachers will automatically have access to the Roster Verification Portal in their LEP menu.



Roster Verification Contacts

For issues or concerns around Roster Verification in the LEP Portal, please contact us at systemsupport@la.gov .



EdLink Security




EdLink Security

LDOE is undergoing a multi-year process to integrate all LDOE data systems with EdLink Security.

- During this time, security will be provisioned for legacy systems through [TAS](#).
 - Users must be granted access by the TAS District Security Coordinator.
- All systems that are new or have been recently enhanced will be provisioned through [EdLink Security](#).
 - Users must request and be approved by the EdLink Security Coordinator for system access.

Provisioning Access for the 2024-25 Cycle of Collections

Totally Automated System (TAS)	EdLink Security Registration Portal
<ul style="list-style-type: none">● LEADS Portal● STS - Student Transcript System● SPS - Sponsor Site System● AFR - Annual Financial Reporting System● CIS - Compass	<ul style="list-style-type: none">● EdLink Security● EdLink 360● EdLink Ops Portal● eSER● Canopy● Louisiana Education Portal (LEP)● Supplemental Course Allocation (SCA)



EdLink Security Available Application Roles

EdLink360	EdLink Security
<ul style="list-style-type: none">● Data Analyst● District Administrator● Principal Administrator● Homeless● Accountability● CTE Supervisor● Finance (Business Manager)● Human Resources● School Counselor	<ul style="list-style-type: none">● District Security Coordinator● Local Security Coordinator (School Level)● eSER Coordinator● EdLink 360 Coordinator● Canopy Coordinator● LES Coordinator

See all available application role and permission descriptions in the [EdLink Applications: Available Roles and Permissions Guide](#).




SER Security Coordinator Update

District and Local EdLink Security Coordinators must now request the additional role of SER Security Coordinator to be able to approve or reject SER requests.

- This is the only additional security role needed for EdLink Security Coordinators.
- There is no need to request security coordinator access for other applications.
- The EdLink Security Coordinator role allows the coordinator to approve or reject all applications except SER.

Please refer to the updated [Security Coordinator Guide](#) for more information on security coordinator roles and responsibilities.

Districts without a SER Security Coordinator in place can be found in this [list](#).



Superintendent Role in EdLink Security

District Security Coordinator Requests

- **Approval Required:** All requests for District Security Coordinators, including for SER, EdLink 360, Canopy, and LEP, must first be approved by the **superintendent** through EdLink Security.
- **Superintendent Enrollment:** Superintendents must:
 - Have an active EdLink Security account.
 - Be enrolled as the superintendent in EdLink Security to receive notifications and approve or reject requests.
- If your superintendent has not yet enrolled in EdLink Security, please refer to the [Superintendent Access Guide](#) for detailed instructions.
- Districts **without** a Superintendent in place can be found in this [list](#).



District Security Coordinator Role in EdLink Security

- **Manage User Access & Roles:** Assign, modify, and revoke user roles and permissions for district staff to ensure appropriate access to EdLink applications.
- **Troubleshoot Access Issues:** Use EdLink Security dashboard tools to investigate and resolve login and permission-related issues for district users.
- **Submit System Support Tickets:** After troubleshooting an issue, submit a ticket to [system support](#) on behalf of the user if further assistance is needed.
- **Conduct Security Audits:** Regularly review user access reports to ensure compliance with least privilege principles and data security policies.
- **Facilitate Superintendent Approvals:** Coordinate and verify superintendent approvals for role assignments that require higher-level authorization.
- **Onboard & Offboard Users:** Ensure timely updates to staff access when personnel changes occur, including onboarding new users and removing access for departing employees.



Troubleshooting Tools for Security Coordinators

The **EdLink Security Registration Search** and **eScholar Staff Search** are valuable tools for troubleshooting user access issues in EdLink Security. Here's how they can be used effectively:

EdLink Security Registration Search:

- **Verify User Registration:** Check if a user has an active registration in EdLink Security.
- **Detect Data Discrepancies:** Identify mismatches between eScholar data and EdLink Security, which can impact access and role assignments.
 - a. **Check for Name Mismatches:** Check if the name in registration matches the name in eScholar exactly.
 - b. **Check for User ID Mismatches:** Check that the most current user ID in eScholar matches the user ID in registration.
- **Identify Duplicate Accounts:** Find and resolve issues caused by duplicate registrations that may lead to access conflicts; Only the State Security Coordinator can disable a duplicate account.
- **Confirm Application Access/Assigned Roles:** Determine which EdLink applications the user has access to and identify any missing roles and permissions; Ensure the user has been assigned the correct role based on their district and job function
- **Review Superintendent Approvals:** See if a district security coordinator role request is pending approval or was denied by the superintendent.

eScholar Staff Search:


- **Validate Staff Information:** Ensure the user's staff record is up to date, including name, user ID, and district assignment.
- **Detect Data Discrepancies:** Identify mismatches between eScholar data and EdLink Security, which can impact access and role assignments.
 - a. **Check for Name Mismatches:** Check if the name in registration matches the name in eScholar exactly.
 - b. **Check for User ID Mismatches:** Check that the most current user ID in eScholar matches the user ID in registration.
- **Confirm Staff ID:** Verify that the correct staff ID is associated with the user.
- **Check District/Site Assignment:** Ensure the user's current district and site information is accurate



Security Coordinator Troubleshooting Checklist

No Access? Check:

- Does the user have a 2025 Staff ID linked to their MyLa User ID in eScholar and EdLink Security registration?
- Is the user signing into EdLink Security with the same MyLa user ID linked to their eScholar staff record?
- Does the user's First Initial and Last Name match between their eScholar record and MyLa?
- Has the user's correct information been submitted in the 2024-25 EdLink360 staff extract file?
- Has it been 24 hours since the changes were made to the eScholar record?
- Has the user's correct information been submitted in the 2024-25 EdLink360 staff extract file?
- Is the user using the correct URL for EdLink Security?
- Does the user have permissions needed to access the application?



Common User Access Issues Resolved by Security Coordinator

No record returned in Registration Search

- **Possible Causes:**
 - User has not logged into EdLink Security.
 - User's name in MyLa does not match their eScholar record.
- **How to Resolve:**
 - User logs into EdLink Security to sync their account.
 - User corrects their name in MyLa and then logs into EdLink Security to sync their account. See [MyLa FAQ](#).

Incomplete Registration / No Staff ID in Registration

- **Possible Causes:**
 - User has not logged in to sync their account.
 - User's name in MyLa does not match their eScholar record.
 - User's MyLa User ID does not match their eScholar record.
- **How to Resolve:**
 - User logs into EdLink Security to sync their account.
 - User updates their name in MyLa and then logs into EdLink Security to sync their account. See [MyLa FAQ](#).
 - District Data Manager updates the user ID in eScholar OR User signs in with the User ID linked in eScholar.

Registration account shows the wrong email


- **How to Resolve:**
 - User updates their email in MyLa and then logs into EdLink Security to sync their account; will display as user email. See [MyLa FAQ](#).
 - District submits the district email through eScholar; will display as staff email.



Reports Available for Security Coordinators

District Security Coordinators should conduct periodic audits of user access.

- There are several reports available to Security Coordinators.



The image shows a screenshot of a web application interface titled "District Reporting". Below the title is a list of reports, with the second item, "All Approved Users Access", highlighted in a dark blue bar. The other reports listed are "Active Staff With EdLink Security Registration", "EdLink 360 Staff PII-PI Access", "EdLink 360 Student PII Access", "eScholar e360 Staff Location Mismatch", and "Staff With No Active Permissions".

District Reporting
Active Staff With EdLink Security Registration
All Approved Users Access
EdLink 360 Staff PII-PI Access
EdLink 360 Student PII Access
eScholar e360 Staff Location Mismatch
Staff With No Active Permissions

Use the **All Approved Users Access Report** to review and audit user permissions.

Ensure that access is removed for any users who are no longer employed by the district or whose roles have changed. If you are unable to remove access for a former employee, please submit a ticket to [system support](#) with the user's names that need access removed.



Creating an EdLink Security Account

All PK-12 teachers, administrators, and counselors must have an active [EdLink Security](#) account.

Please see the guide to [Creating Your EdLink Security Account](#) for step-by-step instructions for new EdLink Security users.

Helpful Tips and Links:

- First and Last Name in the eScholar record and MyLa account must match **exactly**.
- The [MyLa FAQ](#) page can help troubleshoot MyLa account issues.
- Permission guidance can be found in the [EdLink Security Guide](#).
- Allow one day after EdLink 360 permission is granted for your district dashboard to populate.
- Email systemsupport@la.gov for user access issues.



Important MyLa Account Creation Update

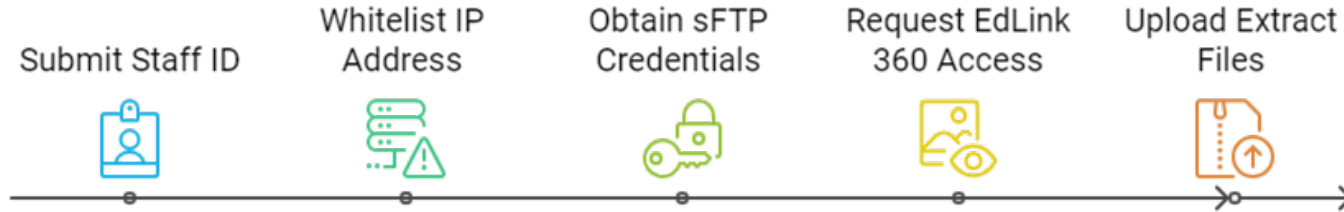
K-12 users are now encouraged to use a **personal email** when creating their MyLa account. The email used to create the MyLa account will populate in EdLink Security as the **user email**.

This ensures the account can transition with the educator throughout their career.

District Data Managers should submit staff **district emails** through the eScholar staff record or the EdLink 360 staff file, which will populate in EdLink Security as the **staff email**.



Security Criteria for EdLink 360 Extract Uploads



- A StaffID must be assigned in eScholar/EdLink Security in order to report staff in the EdLink 360 extracts. Please contact your Security Coordinator or your eScholar StaffID administrator to verify a StaffID.
- Servers must be whitelisted in order to upload extract files to the PowerSchool sFTP. Whitelisting is performed by PowerSchool.
- A Username and Password are required to access the PowerSchool sFTP for uploading extract files. These credentials are assigned by PowerSchool.
- The District Security Coordinators are responsible for approving access to EdLink 360. Security Coordinators will need to request EdLink 360 Data Analyst access through EdLink Security. These approvals are performed by LDOE.


EdLink 360 Staff File and User Access



Staff access to the **Canopy Learner** role and **LES Educator Profile** depends on the accurate and timely submission of the 2024-25 EdLink 360 staff extract file.

If your district has not yet submitted this file, please do so to ensure your staff has the necessary access to these systems.

If you have submitted the file and staff are reporting access issues for Canopy or LES, please ensure that the staff information including the location assignment is correct.



eSER



eSER IEP Printing:

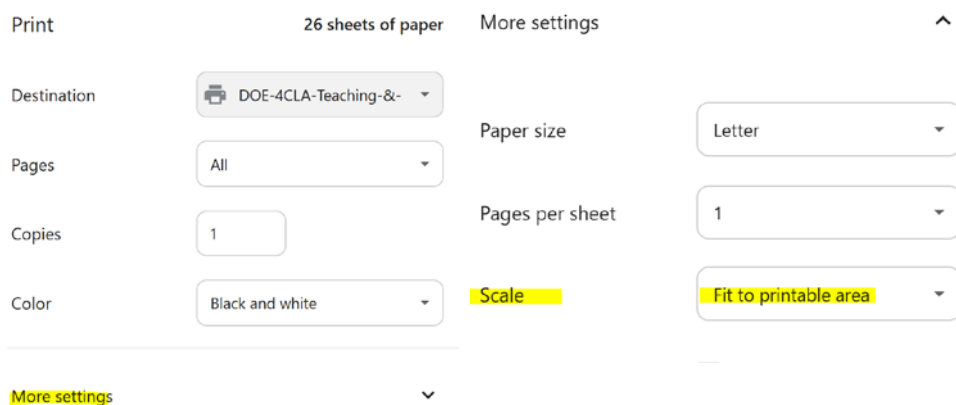
- From March 6 through March 21, the new print format will be available.
- To view an IEP
 - Select download
 - Go to My Reports
 - The IEP will be in a queue. When the status shows “Ready”, click “View.”

Report Name	Report Description	Requested	Report Status	View	Delete
IEP Download	State ID: [REDACTED], Team Meeting Date: 2/21/2025	3/5/2025 5:24:29 PM	Ready		
IEP Download	State ID: [REDACTED] Team Meeting Date: 2/14/2024	3/5/2025 5:24:20 PM	Ready		
IEP Download	State ID: [REDACTED] Team Meeting Date: 12/4/2024	3/5/2025 5:24:09 PM	Ready		



eSER IEP Tips for Printing:

- Depending on the individual computer settings, most IEPs will be viewable through Adobe Reader.
- When printing, select the print icon and “More Settings.”
- Go to “Scale” and select “Fit to Printable Area.”
- This will ensure the entire IEP is printed and within a border.



eSER IEP Printing Issues that should be resolved:

- K-2 Alternate Assessments displays
- None now only shows for prek and graduating seniors

Program / Services

LOUISIANA EDUCATIONAL ASSESSMENT PROGRAM

Regular Assessments



K-2 Alternate Assessments



For students who have a significant cognitive disability or multiple disabilities that significantly impact cognitive and adaptive functioning; IEP goals and instruction that are linked to Louisiana state content standards supported by the Connector Standards; or students who require extensive, repeated, direct, individualized instruction and substantial support to achieve measurable gains in the grade level and age-appropriate curriculum; and/or LAC 28:XCVII.505.A.4 shall also apply to alternate assessment eligibility decisions for K-2 students. (The team must upload the K-2 Alternate Assessment Participation Decision-Making Tool under Supporting Documentation.)

3-HS Alternate Assessments



For students who were in 8th grade or above during the 2018-2019 school year. (The team must complete the current LEAP Connect eligibility form.)

3-HS Alternate Assessments



For students who were in 7th grade or below during the 2018-2019 school year. (The team must complete the current LEAP Connect eligibility form.)

None



- Prekindergarten
- Graduating seniors who have passed the required components of the exit examination



eSER IEP Printing Issues that should be resolved:

- PLRE shows correctly

Placement/Service Determination Checklist

2024-2025 A

This list is not a continuum of least restrictive environment for the deaf or hard of hearing students.

- Inside the regular class 80% or more of the day.
- Inside regular class between 40%-79% of the day.
- Inside regular class less than 40% of the day.
- Separate School
- Residential Facility
- Hospital / Homebound
- Correctional Facilities

Document the educational benefit for the placement if not Inside regular class 80% or more of the day.


Least Restrictive Environment

2024-2025 A

This list is not a continuum of least restrictive environment for the deaf or hard of hearing students.

- Inside the regular class 80% or more of the day.
- Inside regular class between 40%-79% of the day.
- Inside regular class less than 40% of the day.
- Separate School
- Residential Facility
- Hospital / Homebound
- Correctional Facilities

Document the educational benefit for the placement if not Inside regular class 80% or more of the day.



eSER IEP Printing Issues that should be resolved:

- Initial consent shows correctly

PARENT/STUDENT CONSENT FOR SERVICES

- I give consent for the initial provision of special education and related services.
- I understand that if I disagree with any services or the placement described on the IEP, I can pursue a solution to my complaint through the state's written dispute resolution options.
- Parent / Student did not attend the Review IEP/SP Team meeting.



eSER IEP Printing Issues that should be resolved:

- Supporting documentation shows correctly

SUPPORTING DOCUMENTATION

Have the following documents been included in the IEP folder?

Individual Healthcare Plan	<input type="checkbox"/>	Yes	<input checked="" type="checkbox"/>	N/A
Individual Prescription for Instruction	<input type="checkbox"/>	Yes	<input checked="" type="checkbox"/>	N/A
Individual Graduation Plan	<input type="checkbox"/>	Yes	<input checked="" type="checkbox"/>	N/A
Parental Consent Form for Connections for 8th Graders	<input type="checkbox"/>	Yes	<input checked="" type="checkbox"/>	N/A
Summary of Performance Criteria Form	<input type="checkbox"/>	Yes	<input checked="" type="checkbox"/>	N/A
Parental Consent form for Medicaid Billing	<input checked="" type="checkbox"/>	Yes	<input type="checkbox"/>	N/A
Individual Graduation Plan for LEAP Connect Students	<input type="checkbox"/>	Yes	<input checked="" type="checkbox"/>	N/A
Educational/Career Plan for LEAP Connect Students	<input type="checkbox"/>	Yes	<input checked="" type="checkbox"/>	N/A
Behavior Intervention Plan	<input type="checkbox"/>	Yes	<input checked="" type="checkbox"/>	N/A
Communication Plan	<input type="checkbox"/>	Yes	<input checked="" type="checkbox"/>	N/A
Assistive Technology Consideration Checklist	<input type="checkbox"/>	Yes	<input checked="" type="checkbox"/>	N/A
Unique Accommodations Request	<input type="checkbox"/>	Yes	<input checked="" type="checkbox"/>	N/A
K-2 Alternate Assessment Participation Decision-Making Tool	<input type="checkbox"/>	Yes	<input checked="" type="checkbox"/>	N/A



eSER IEP Printing:

- Please contact systemsupport@la.gov if there is a new area displaying incorrectly. Check [here](#) first to see if it has already been reported.
- It is possible that there could be a slight delay between a download and viewing the IEP similar to other reports, especially with longer IEPs. However, this delay should not be more than a few minutes. If you experience delays longer than 7 minutes to view an IEP, please contact systemsupport@la.gov and provide the LASID. If long delays persist, the LDOE will revert back to the older print version to ensure IEP meetings can be held without interruption.



eSER Updates:

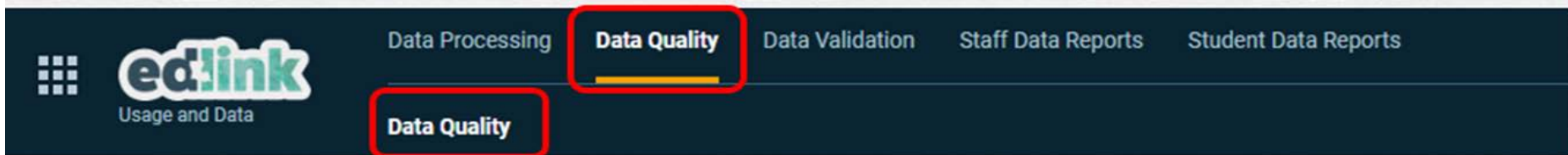
- Evaluation Compliance Summary Report correctly shows G/T count.



eScholar



EdLink: Audit Codes U01, U02, U05



- Scroll through each Data Quality Measures
- Click on any of the hyperlinks

AUDIT CODE	MEASURE NAME
<u>U01</u>	<u>LASID Invalid</u>
<u>U02</u>	<u>LASID does not exist</u>
<u>U05</u>	<u>Student LocalID does not match</u>



EdLink: Audit Codes U01, U02, U05

U01 - Student 0123456789 during 2024-2025 does not exist in the eScholar active state IDs list.

- LASID submitted to EdLink does not exist in eScholar PersonID database.
- Remove the LASID that is in your local SIS and resubmit the student to eScholar PersonID; the application will assign a LASID for the student

U02 - Student 0012345678 during 2024-2025 does not exist in eScholar at the same District for current school year

- The LASID in eScholar PersonID is from a previous school year.
- The district should submit the student to eScholar PersonID for ESSY 2025.

U05 - Student 000234567 has an enrollment at Site ABC001 beginning on 08/08/2024 does not have the same STUDENT_local ID (123456) for the current school year.

- The LocalID submitted to EdLink is different than then LocalID submitted to eScholar PersonID. District should either correct the LocalID in their local SIS or submit the student to eScholar PersonID with the correct LocalID.



eScholar DirectMatch

September - June:

- LDOE will run the statewide DirectMatch and provide the batch number to school systems once they are loaded into escholar. - February files will get loaded into next week.
 - February SNAP K12 Student Batch #
 - February TANF K12 Student Batch #
 - February Medicaid Free Lunch K12 Student Batch #
 - February Medicaid Reduced Lunch K12 Student Batch #
 - February Medicaid All K12 Student Batch #
- School systems will be responsible for resolving their near matches and loading the data into their local systems. Districts should load the SNAP, TANF, Medicaid Free and Medicaid Reduced files into their food service system and/or local SIS. **Do not load the Medicaid ALL file.**
- LDOE will run the Address Matching; districts will resolve the near matches. LDOE will send the matched LASIDs to the districts. Mark these students are Directly Certified (DC) Extended free lunch in your food service system and/or local SIS.
- DirectMatch resources are available on the [eScholar Support pg.](#)



Qualified vs Allowed to Eat Free

A student who is allowed to eat free is different from a student who is qualified to eat free.

Your district should be reporting students as free in EdLink 360 if they qualify to eat free:

- **Direct Certification (DC)** of students through SNAP, TANF, Medicaid Free Lunch
- **DC extended** (siblings or children at the same address)
- **Other Source Categorical Eligibility** *students enrolled in Head Start or Even Start programs, migrants, runaways, homeless, foster children*
- Qualified through income survey forms (if attending a CEP school)
- Qualified through lunch applications (if attending a non-CEP school).



EdLink Errors - StaffID

Error message:

- LOCAL_STAFF_KEY 1234567890 during 2024-2025 has a Staff ID that does not exist in eScholar at DISTRICT_CODE 061
- Audit Code = **U06**

The district submitted the StaffID in its nightly extracts to EdLink but did not submit the person to eScholar StaffID for ID assignment.

AUDIT CODE	MEASURE NAME	ERRORS	DAYS TO RESOLUTION
<u>U06</u>	<u>STAFFID does not exist for MENTOR LOCAL STAFF KEY</u>	<u>17</u>	<u>3.4</u>
<u>U06</u>	<u>STAFFID does not exist for RESIDENT LOCAL STAFF KEY</u>	<u>48</u>	<u>5.3</u>
<u>U06</u>	<u>StaffID Invalid for LOCAL STAFF KEY</u>	<u>97</u>	<u>9.8</u>

Solution:

Submit the person to eScholar StaffID for the 2024-2025 school year (ESSY = 2025).

EdLink tables sync with eScholar at about 5 pm (CST).

All eScholar updates must be made BEFORE 5 pm to clear U06 audit errors next day.



EdLink 360 Data Collections



Benchmark Calendar 2024-2025

2024-2025 EdLink 360 Data Submissions		End of Year Collections							
All extract submissions are expected to be submitted daily by 5:00pm if the data is available.									
As of									
Snapshot Start Date		3/17/25	5/5/25	8/19/24	2/24/25	1/1/25	1/12/25	12/2/24	
Collection End Date (Snapshot or System Close)		3/17/2025	Update daily from EdLink to CVR	Verify in CVR Only by COB 5/30/25	5/30/25	7/11/25	7/31/25	8/8/25	9/12/25
EdLink 360 Extract Data Type	EdLink 360 Extract File	Amplify End of Year (EOY) Literacy Assessments Student File	CVR (View Only)	CVR (Verification)	SRO School Resource Officer Collection (JotForm)	Student End-Of-Year	EOY Mentor & Resident Teacher Collection	Staff End-Of-Year	STS End-Of-Year (Legacy System)
CALENDARS	calendars.tsv calendars_ext.tsv	X	X			X	X	X	
COURSE OFFERINGS	course_offerings.tsv course_offerings_ext.tsv	X	X			X		X	
STUDENTS	students.tsv students_ext.tsv	X	X			X			
ENROLLMENTS	enrollments.tsv enrollments_ext.tsv	X	X			X			
ASSESSMENTS	k3_assessments.tsv								
HOMELESS	homeless_services.tsv					X			
DISCIPLINE - Incidents	discipline_incidents.tsv discipline_incidents_ext.tsv					X			
DISCIPLINE - Offenses	discipline_offenses.tsv discipline_offenses_ext.tsv					X			
DISCIPLINE - Actions	discipline_actions.tsv discipline_actions_ext.tsv					X			
DISCIPLINE - Persons	discipline_persons.tsv					X			
PROGRAM MEMBERSHIP	program_membership.tsv					X			
ATTENDANCE	attendance.tsv					X			
STUDENT - Class Schedules	student_schedules.tsv	X	X			X			
STUDENT MARKS (Optional)	student_marks.tsv					X			
STUDENT - Interventions (Optional)	students_interventions.tsv					X			
STAFF - Demographics	staff.tsv staff_ext.tsv	X	X				X	X	
STAFF-Assignments	staff_assignments.tsv staff_assignments_ext.tsv	X	X				X	X	
STAFF - Class Schedules	staff_course_offering_link.tsv	X	X					X	
STAFF - Payroll	payroll_ldoe.tsv							X	
STAFF - ABSENCES	staff_absences.tsv							X	
MENTOR TEACHER and RESIDENT	mentor_teacher_link.tsv						X	X	
VACANT STAFF - Demographics	vacant_staff.tsv vacant_staff_ext.tsv							X	
VACANT STAFF - Assignments	vacant_staff_assignments.tsv vacant_staff_assignments_ext.tsv							X	
VACANT STAFF - Class Schedules	vacant_staff_course_offering_link.tsv							X	
VACANT STAFF - Payroll	vacant_payroll_ldoe.tsv							X	
CONTRACT STAFF - Demographics	contract_staff.tsv contract_staff_ext.tsv	X	X					X	
CONTRACT STAFF - Assignments	contract_staff_assignments.tsv	X	X					X	
CONTRACT STAFF - Class Schedules	contract_staff_course_offering_link.tsv	X	X					X	

Please refer to the [2024-2025 Benchmark Calendar](#) for a list of extracts that should be submitted.



End of Year Collections							
	3/17/25	5/5/25	8/19/24	2/24/25	1/1/25	1/12/25	12/2/24
3/17/25	5/2/25	5/30/25	5/30/25	7/11/25	7/31/25	8/8/25	9/12/25
Amplify End of Year (EOY) Literacy Assessments Student File	CVR (View Only)	CVR (Verification)	SRO School Resource Officer Collection (JotForm)	Student End-Of- Year	EOY Mentor & Resident Teacher Collection	Staff End-Of- Year	STS End-Of- Year (Legacy System)

End of Year Collections

2024-2025 End of Year Students

School Year	Snapshot Group	Snapshot Start Date	Snapshot End Date
2024-2025	EOY Students	2/24/25	7/11/25

Using the Usage and Data > Data Validation > Student Data Validation > EOY Dashboards

The EOY Snapshot will capture final data for students enrolled during the current school year:

- final/actual school calendars
- demographic data
- enrollment data
- free lunch data
- student attendance data
- student discipline data
- homeless and underage homeless data
- enrollment counts (MFP enrollment, total enrollment, cumulative enrollment, Extension Academy enrollment)
- student counts for special populations (English learners, SIFE, section 504, military affiliated, parent/expectant parent of a child, foster care, migrant, TANF, etc.)
- The Student Data Validation dashboard will flag students enrolled in more than 1 school system on the count date, sites with no enrollment and potential dropouts.

Please refer to the [2024-2025 Benchmark Calendar](#) for a list of extracts that should be submitted.



Extension Academy Student Reporting

Extension Academy (EA) students should be entered with the following:

GRADE_CODE: EA

OPTION_CODE: B

ENTRY_CODE: C4

EXIT_CODE:

- 19 - If the student exited early
- 46 - If the student completed the program



Attendance Reporting

Student attendance should be reported daily to LDOE.

In the Student EOY Collection, LDOE will begin sending out weekly reports, when attendance data has not been updated within two weeks of time.

Attendance data should be reported to Edlink360 in the attendance.tsv extract.

- [Attendance File Layout](#)
- [Attendance Sample Extract](#)



Discipline Reporting

It is important that all student discipline data is up to date and reported to LDOE for the Student EOY Collection.

Beginning with the Student EOY Collection, LDOE will begin sending out weekly reports, when discipline data has not been updated within two weeks of time.

Discipline data should be reported to Edlink360 using the extract.

[DISCIPLINE File Layout](#)

[DISCIPLINE SAMPLE Extracts](#)

- discipline_incidents.tsv
- discipline_incidents_ext.tsv
- discipline_offenses.tsv
- discipline_offenses_ext.tsv
- discipline_actions.tsv
- discipline_actions_ext.tsv
- discipline_persons.tsv



Other EOY Student Dashboards

Student End of Year Data Dashboards to review for count verifications.

- [Usage and Data/Data Validation/Student Validation/Filter: End of Year](#)
- [Usage and Data/Data Validation/Class Validation/Filter: Class End of Year](#)
- [Usage and Data/Data Validation/Graduates and 12th Graders](#)



2024-2025 End of Year Staff


School Year	Snapshot Group	Snapshot Start Date	Snapshot End Date
2024-2025	EOY Staff	1/12/25	8/8/25

Using the Usage and Data > Data Validation > Staff Data Validation > EOY Dashboards

The EOY Staff Snapshot will capture final data for staff for the current school year:

- final staff demographic data
- staff actual salary data
- staff tenure data
- staff attendance data
- course offerings
- class schedules for teachers who were employed during the school year
- The Class Data Validation dashboard will flag any of the course offerings who are missing students or teachers

Please refer to the [2024-2025 Benchmark Calendar](#) for a list of extracts that should be submitted.



EdLink 360 - Tips for Success

Checking File Record Rejection



Usage and Data > Data Processing > File Record Rejection

- Why are the files not loading at 100%?
- Rejected records will cause K-codes
- Nearly all K-codes can be cleared by resolving File Record Rejection



Data Processing

Data Quality

Data Validation

Staff Data Reports

Student Data Reports

Class Data Reports

File Errors

File Record Rejection

Filter Data



How to read Data Processing File Record Rejections

FILE TYPE	LINE NUMBER	REJECT COLUMN	MESSAGE
EXTRACT STUDENTS_EXT	28581	LOCAL_STUDENT_KEY	Required field contains null value
EXTRACT STUDENTS_EXT	28679	LOCAL_STUDENT_KEY	Required field contains null value
EXTRACT STUDENTS_EXT	29377	LOCAL_STUDENT_KEY	Required field contains null value
EXTRACT STUDENTS_EXT	46853	LOCAL_STUDENT_KEY	Required field contains null value
EXTRACT ENROLLMENTS_...	25856	PK_FUNDING_CODE	Unaccepted value
EXTRACT STUDENTS	641	LOCAL_STUDENT_KEY	Required field contains null value
EXTRACT STUDENTS	2079	LOCAL_STUDENT_KEY	Required field contains null value

Duplicate Rejected Records are often resolved by correcting other rejections



Row Labels	ATTENDANCE	CALENDARS	CALENDARS_COURSE_OFF EXT	COURSE_OFF ERINGS	COURSE_OFF RINGS_EXT	ENROLLMENTS EXT	ENROLLMENTS EXT	HOMELESS _SERVICES	STUDENT_SC HEDULES	STUDENTS EXT	STUDENTS EXT	Grand Total
SCHOOL_YEAR		3048	2310									5358
ATTENDANCE_TYPE	2186											2186
LOCAL_STUDENT_KEY	75					26		2	11	48	49	211
SCHEDULE_END_DATE									152			152
ENGLISH_PROFICIENCY_CODE							113					113
STARTING_SEMESTER					95							95
STUDENT_LANGUAGE										66		66
COURSE_SECTION_END_DATE				64								64
STUDENT_STATE_ID										48		48
READ_MATH_ACCOM_CODE											26	26
READ_SCI_ACCOM_CODE											26	26
READ_SS_ACCOM_CODE											26	26
READ_ELA_ACCOM_CODE											25	25
HOMELESS_STUDENT_TYPE								15				15
HOMELESS_REASON_CODE							11					11
Grand Total	2261	3048	2310	64	95	26	124	17	163	162	152	8422

Data Processing > File Record Rejection

Rejected records do not make it to Data Quality or Data Validation

Row Labels	Course	Enrollment	Homeless	School Calendar	Student Schedules	Students	Grand Total	
	Offerings							Discipline
U05 - STUDENT_LOCAL_ID does not match						49	49	
U02 - LASID does not exist						102	102	
U01 - LASID Invalid				3		102	105	
K52 - Underage Homeless Missing In Students.tsv						1	1	
K49 - LOCAL_STUDENT_KEY in STUDENTS missing from EXT						26	26	
K46 - LOCAL_DISCIPLINE_OFFENSE_KEY in DISCIPLINE_OFFENSES missing from EXT		16					16	
K45 - LOCAL_DISCIPLINE_INCIDENT_KEY in DISCIPLINE_INCIDENTS missing from EXT		69					69	
K43 - LOCAL_COURSE_OFFERINGS_KEY in COURSE_OFFERINGS missing from EXT	303						303	
K30 - LOCAL_ENROLLMENTS_KEY submitted in enrollments.tsv is missing from enrollments_ext.tsv			116				116	
K22 - LOCAL_STUDENT_KEY in STUDENTS.tsv missing from STUDENTS_EXT.tsv						26	26	
K06 - LOCAL_DISCIPLINE_INCIDENT_KEY in discipline_persons.tsv is missing in discipline_incidents.tsv		38					38	
K05 - LOCAL_DISCIPLINE_INCIDENT_KEY in discipline_actions.tsv is missing in discipline_incidents.tsv		44					44	
K02 - LOCAL_DISCIPLINE_OFFENSE_KEY in discipline_offenses_ext missing from discipline_offenses.tsv		76					76	
K01 - LOCAL_COURSE_OFFERINGS_KEY submitted in course_offering_ext.tsv is missing from course_offering.tsv	75						75	
E02 - Invalid RESIDE_PARISH_CODE entered in eScholar						7	7	
E01 - Missing RESIDE_PARISH_CODE in eScholar						46	46	
869 - ACTION_DATE more than 1 week after current date		83					83	
505 - Students with Enrollments but no Classes					835		835	
39I - Missing Monthly SERVICE_INDICATOR			52				52	
39C - Student identified as Homeless on prior enrollment but not identified on current enrollment				218			218	
39B - Homeless Students with no Homeless Services Provided				112			112	
371 - Absences not allowed with WITHDRAW_REASON_CODE 18		92					92	
369 - WITHDRAW_DATE does not fall on Instructional Day		85					85	
362 - WITHDRAW_DATE greater than current date		359					359	
300 - No Enrollments for Student Secure ID		61					61	
268 - FIRST_US_ENTRY_DATE is missing						50	50	
26 - COURSE_PERIOD is incorrect	368						368	
240 - SCHEDULE_START_DATE<COURSE_SECTION_START_DATE						235	235	
23 - SCHEDULED_CREDIT_VALUE invalid						50	50	
16 - SPED_PLACEMENT_SETTING_CODE is incorrect		191					191	
13 - COURSE_SECTION_END_DATE is before Staff's Employment Start Date		90					90	
010 - Missing Calendar Days					274		274	
Grand Total	1027	326	713	385	274	1324	205	4254

Data Quality > ADQs

Students Interventions Extract



Update on the Student Intervention File Type

As part of our ongoing efforts to enhance our educational resources, we have made a few modifications to the INTERVENTION_TYPE codes. Specifically, code 01 (High Dosage Tutoring -HDT) will no longer be active, and we have added codes 02 (HDT ELA) and 03 (HDT Math), which are designed to better support data reporting and alignment with our students needs.

The new codes have been developed with careful consideration and aim to improve the efficiency and effectiveness of our intervention strategies and reporting.

INTERVENTION_TYPE:

- 01: HDTRed (High-Dosage Tutoring) **Expired 11/1/2024**
- 02: High-Dosage Tutoring (ELA) **New 2024-2025**
- 03: High-Dosage Tutoring (Math) **New 2024-2025**

The [students_interventions.tsv](#) extract sample and [student reference table](#) have been updated on the [EdLink Support Page](#). In addition, our coding reference table for “INTRVTP” has been updated.

Please work with your vendor to expire code 01 and add codes 02 (HDT ELA) and 03 (HDT Math).

High Dosage Tutoring Reporting: Student Interventions Extract

Effective 8/1/2024, schools are required to provide high-dosage tutoring to identified students in ELA and math. **Annually, by June 1**, sites must report high-dosage tutoring for all students receiving either ELA, math, or both disaggregated by specific demographic data, attendance, and outcome. This extract collects only demographic data and attendance.

SCHOOL_YEAR	STUDENT_LOCAL_ID	STUDENT_STATE_ID	DISTRICT_CODE	LOCAL_SCHOOL_KEY	ADMINISTERED_DATE	DURATION_HOURS	INTERVENTION_TYPE	ATTENDANCE
<i>This data is linked to another extract</i>	<i>This data is linked to another extract</i>	<i>This data is linked to another extract</i>	<i>This data is linked to another extract</i>	<i>This data is linked to another extract</i>	Enter: student enrollment start date	Enter: "1"	02 - ELA 03 - Math	Did student attend >/= 75% of all assigned sessions? Y/N

Systems have been advised by the Office of Teaching & Learning to track attendance over the course of the year.

Resources:

Updated [Student Interventions Sample](#) on [System Support Page RS 17:100.13](#) ([ACT 771](#) of the 2024 regular session)

Contact tutoring@la.gov with questions.



Ad Hoc Collections



School Resource Officer

R.S. 17:3911, R.S. 17:3912, R.S. 17:416.19 (Act 148 of the 2019 Legislative Session) requires LDOE to collect the number of School Resource Officers by site.

JotForm Link: [School Resource Officer 24/25 Collection](#)

Only 62 Districts have submitted this collection data through JotForm (as of 3/5/25).



Student Transcript System (STS)



2024-2025 STS

School Year	System	Collection Start Date	Collection End Date
2024-2025	STS	<u>12/9/2024</u>	9/12/2025



STS Enhancements - 020 Record

148	FAFSA Application Flag	1	A	<p>Indicates whether a FAFSA application has been completed by the student. Required for Graduates, optional for non-graduates. Allowed Values:</p> <ul style="list-style-type: none">• 1 = FAFSA Completion• 2 = TOPS Form Completion• 3 = Parent/Guardian Waiver (Expire 24-25)• 4 = Hardship Waiver (Expire 24-25)• 5 = No Responses Received (New 24-25)	Optional
-----	------------------------	---	---	---	----------



STS Enhancements - 030 Record


238	Internship Type	2	A	0	<p>For ONLY the course codes listed below, systems are required to report whether the internship is paid or unpaid. If this new field is blank for the below course codes, a transcript error will be returned.</p> <p><u>Courses</u> 080202-CDF-Qualifying CTE Internship I (1 CREDIT) 080200-CDF-Qualifying CTE Internship I (2 CREDITS) 080203-CDF-Qualifying CTE Internship II (1 CREDIT) 080201-CDF-Qualifying CTE Internship II (2 CREDITS)</p> <p>Code Values (INTRNTYP):</p> <p><i>01: Paid</i> <i>02: Unpaid</i></p>	Required for the course codes in the description column.
-----	-----------------	---	---	---	---	--



STS Guidance for Pulling Transcript Data

Official transcripts can be pulled from two different systems depending on the graduating year.

- OTS: Transcripts prior to BSSY 2019
- STS: Beginning with BSSY 2019-present



Updating Transcript Data : STS vs OTS

- OTS: Transcripts prior to 2016 (BSSY 2015) should be updated by directly uploading the corrected official transcript into OTS or reaching out to transcripts@la.gov
 - BSSY 2015 – Earlier : Reach out to transcripts@la.gov
- STS: Transcripts can be updated back to BSSY 2016.
 - BSSY 2016 - Present: Submit the [Prior Year Request Form](#) to systemsupport@la.gov



Louisiana Evaluation System (LES)



Louisiana Evaluation System (LES)

[LES](#) is being used for all evaluation data. It is encouraged to collaborate with your LES system contact person to ensure that educators are able to access LES.

Some notes about LES:

- Rosters pre-populate from EdLink.
- Staff information related to eScholar and EdLink 360 data should be up to date.
- Users will access [EdLink Security](#) for LES.

Resources are available to review the operations and functions of LES.

[LES for System Leaders](#)

[LES for System Leaders \(recording\)](#)

Please contact leads@la.gov with questions.



Phishing emails



Phishing Emails

At the beginning of this calendar year, there were reports of phishing emails that looked like they were sent from LDOE. These emails did not come from our inboxes or email addresses and were phishing attempts. Thank you to those of you who caught it and reported it to us immediately! Please continue to use caution when clicking links in your emails. As many of you did, please also continue to reach out to LDOE if you are concerned about a suspicious email. We will continue to respond letting you know whether or not you should regard it as an authentic email.



Resources



EdLink 360 Support Page

[EdLink 360 Support Page](#)

- Announcements & Reminders
- Webinar Slide Decks
- Benchmark Calendar
- System Enhancements
- User Guides
- File Layouts and File Samples
- Code Reference Tables
- District Contact List
- One-Pager Guidance
- ADQ List
- Collection Training

2024-2025 EdLink360

2024-2025 System Enhancements

- [2024-2025 System Enhancements](#)
- [2024-2025 System Enhancements RECORDING](#)
- [ENROLLMENTS LAYOUT](#)
- [ENROLLMENTS SAMPLE](#)
- [STUDENTS LAYOUT](#)
- [STUDENTS SAMPLE](#)
- [STUDENT REFERENCE TABLE](#)
- [students_interventions.tsv](#)
- [STS 020 Record Layout](#)
- [STS 030 Record Layout](#)

NEW [2024-2025 Benchmark Calendar](#)

2024-2025 User Guides for data Included in EdLink 360

- **NEW** Calendars and Attendance: [2024-2025 Calendars and Attendance User Guide](#)
- **NEW** Student Data Extracts: [2024-2025 Student User Guide](#)
- **NEW** Staff Data Extracts: [2024-2025 Staff User Guide](#)
- **NEW** Dropout Corrections: [2024-2025 Dropouts User Guide](#)
- [EdLink Frequently Asked Questions \(FAQ\)](#)

For troubleshooting and reporting issues, please email systemsupport@la.gov

2024-2025 STUDENT DATA File Layouts and Samples	2024-2025 STAFF DATA File Layouts and Samples
<p>Audit Codes and Messages-Tool for Correcting Errors</p> <p>CALENDARS</p> <ul style="list-style-type: none">• calendars.tsv• calendars_ext.tsv<ul style="list-style-type: none">• SAMPLE calendars extracts <p>STUDENTS</p> <ul style="list-style-type: none">• students.tsv• students_ext.tsv<ul style="list-style-type: none">• SAMPLE students extracts <p>STUDENT ATTENDANCE</p> <ul style="list-style-type: none">• attendance.tsv<ul style="list-style-type: none">• SAMPLE attendance extract	<p>Audit Codes and Messages-Tool for Correcting Errors</p> <p>STAFF</p> <ul style="list-style-type: none">• staff.tsv• staff_ext.tsv• staff_assignments.tsv• staff_assignments_ext.tsv• staff_course_offering_link.tsv• staff_absences.tsv• payroll_idoe.tsv• mentor_teacher_link.tsv <p>SAMPLE STAFF extracts</p>



Support Meetings



Weekly Support Calls

- All Data Collection questions to be emailed to systemsupport@la.gov.
- EdLink Weekly Calls:

<u>EdLink Weekly Q&A Session</u> <u>Tuesdays @ 11:00AM</u>	
Month	Session Dates
August	8/13, 8/20, 8/27
September	9/3, 9/10, 9/17, 9/24
October	10/1, 10/8, 10/15, 10/22, 10/29
November	11/5, 11/12, 11/19, 11/26
December	12/3, 12/10, 12/17
January	1/7, 1/14, 1/21, 1/28
February	2/4, 2/11, 2/18, 2/25
March	3/4, 3/11, 3/18, 3/25
April	4/1, 4/8, 4/15, 4/22, 4/29
May	5/6, 5/13, 5/20, 5/27
June	6/3, 6/10, 6/17, 6/24
July	7/1, 7/8, 7/15, 7/22, 7/29



Monthly Support Calls

- All Data Collection questions to be emailed to systemsupport@la.gov.
- EdLink Monthly Calls:

<u>Data Coordinator Monthly Webinar</u> <u>@ 1:00pm</u>	
Month	Session Dates
August	Thursday, August 15, 2024 (Bootcamp)
September	Thursday, September 05, 2024
October	Thursday, October 03, 2024
November	Thursday, November 07, 2024
December	Thursday, December 05, 2024
January	Thursday, January 09, 2025
February	Thursday, February 06, 2025
March	Thursday, March 06, 2025
April	Thursday, April 10, 2025
May	Thursday, May 08, 2025
June	Thursday, June 05, 2025
July	Thursday, July 10, 2025



[Register](#) for
the 2024-2025
School Year.

Each month, Webinar materials are posted on the [Webinar Support page](#)



eScholar Support Calls

- All Data Collection questions to be emailed to systemsupport@la.gov.
- eScholar Office Hours:

2024-2025 eScholar Office Hours - Thursdays @ 10:00AM

Month	Session Dates
August	8/1, 8/15, 8/29
September	9/12, 9/26
October	10/10, 10/24
November	11/7, 11/21
December	12/5, 12/19
January	1/16, 1/30
February	2/6, 2/20
March	3/6, 3/20
April	4/3, 4/17
May	5/1, 5/15, 5/29
June	6/12, 6/26

Each month, Webinar materials are posted on the [eScholar Support page](#)



Helpful Links

Websites

[EdLink 360](#)

[EdLink Security](#)

[eSER](#)

[STS](#)

[AFR](#)

[CVR](#)

[Office Hours and Webinars](#)

[eScholar](#)

Topic

Email

System Support

- AFR
- LEA Contact List Updates
- CVR
- EdLink Security
- eSER
- EdLink360
- STS
- Sponsor Site

systemsupport@la.gov

eScholar

Jayanthi.Sothirajah@la.gov
or Wanggan.Yang@la.gov

Canopy

amanda.slaughter@la.gov

Louisiana Evaluation System (LES)

leads@la.gov

Interests & Opportunities
Act 1 LA GATOR

accountability@la.gov

Contact List



Contact List Updates

Please take a moment to verify the [contact list](#) posted on the [EdLink 360 Support Page](#).

It's very important for the System Support Team to have updated and accurate contact information, so that as we review and analyze current collection data, we can contact Data Managers.

