

EdLink360 Boot camp 2024-2025

August 15, 2024




Table of Contents

- [Data Sharing Agreements](#)
- [EdLink Security](#)
- [eScholar](#)
- [Whitelisting](#)
- [PowerSchool sFTP Server Access](#)
- [Data Submission Process](#)
- [EdLink System Enhancements](#)
- [EdLink360 Dashboards](#)
- [Data Collections](#)
- [Support Structure](#)
- [Resources](#)
- [Support Meetings](#)



Data Sharing Agreements



Data Sharing Agreements


Pursuant to R.S. 17:3914, school systems are required to have a contract or data sharing agreement in place with private vendors that deliver services in order to share personally identifiable student data (PII).

For the 2024-2025 school year, school systems will need to opt-in to any new or expiring data sharing agreements. Please use the [Data Sharing Agreement Tracker](#) for downloading agreements and for uploading agreements with the appropriate approvals.

For questions or concerns with Data Sharing Agreements, contact ldedata@la.gov.



EdLink Security



Security Criteria for EdLink 360

1. Submit Staff ID

A StaffID must be assigned in eScholar/EdLink 360 Security in order to report staff in the EdLink 360 extracts. Please contact your Security Coordinator or your eScholar StaffID administrator to verify a StaffID

2. Whitelist IP Address

Servers must be whitelisted in order to upload extract files to the PowerSchool sFTP.

Whitelisting is performed by PowerSchool.

3. Credentials

A Username and Password are required to access the PowerSchool sFTP for uploading extract files.

These credentials are assigned by PowerSchool.

4. EdLink Security Username/Password


The school system Security Coordinators are responsible for establishing access to EdLink 360. Security Coordinators will need to request security coordinator access/data analyst for EdLink 360 access. These approvals are performed by LDOE.

My.LA.gov Accounts

My.LA.gov is a centralized user ID and password tool utilized by many state agencies. MyLA provides a user with one user ID and password for all business with the state of Louisiana. As state agencies adopt the use of MyLA, users will be able to use their single account for business with that agency. The systems that are now available with this single account sign-on are Canopy, eSER, EdLink360, EdLink Security and EdOps.

Usage for LDOE Systems:

- LDOE system users who support multiple different school systems or who need access to multiple education systems should only utilize **one** MyLA user ID. ***This is a change from how security was provisioned in legacy systems where multiple user IDs were required.***
- A user should **not** create and attempt to utilize multiple MyLA user IDs within LDOE systems. This will result in errors and potentially getting locked out of your account. The email created in MyLA accounts should only be business emails, do not use personal email addresses.
- eScholar Data Managers should NOT continually switch a user's user ID that is linked with the user's eScholar Staff ID.



Security

LDOE is undergoing a multi-year process to integrate all LDOE data systems with EdLink Security. During this time, security will be provisioned for legacy systems through [TAS](#) and all systems that are new or have been recently enhanced will be provisioned through EdLink Security.

The [Security Resource Page](#) has information on gaining access to all LDOE data systems.

Provisioning Access for this Year's Cycle of Collections

Totally Automated System (TAS)	EdLink Security Registration Portal
<ul style="list-style-type: none">● LEADS Portal● STS - Student Transcript System● SPS - Sponsor Site System● AFR - Annual Financial Reporting System● CIS - Compass	<ul style="list-style-type: none">● EdLink Security● EdLink 360● EdLink Ops● eSER● Canopy



EdLink Security Available Application Roles

EdLink360	EdLink Security	eSER
<ul style="list-style-type: none">● Data Analyst● District Administrator● Principal Administrator● Homeless● Accountability● CTE Supervisor● Finance (Business Manager)● Human Resources● School Counselor	<ul style="list-style-type: none">● District● Local● Application Specific - eSER, EdLink 360	<ul style="list-style-type: none">● IEP Form● SER Data● SER LASID● SMD Medicaid● SER Data Services● Re-Evaluation Data Review (RDR) <p>NOTE: SER (SMI) Medicaid Importer - The eScholar Direct Match process will be utilized for Medicaid matching in place of Medicaid Importer beginning with the 2022-2023 school year.</p>

User Authentication

EdLink Security has been updated.

Helpful Tips:

- All users need to activate their user profile: [User Profile Activation Guide](#).
- First and Last Name in the eScholar record and MyLa account must match **exactly**.

Note: There is a day delay after user profile activation for your EdLink360 permissions to reinstate. During this time your district will not appear in the EdLink360 location filter. Email systemsupport@la.gov if after a day's delay you are unable to view your district's EdLink360 dashboards.



Automatic Linking of User ID and Staff ID

EdLink has developed functionality that will help to automatically link a user ID created by a user with their staff ID. Please follow the [guide](#) for steps to utilize this feature.

- Ensure your school system has submitted Staff IDs for the school year.
- The purpose of this connection is to verify that a user has a staff ID upon logging in; users only need to link their user ID to one site within their school system in order to proceed.





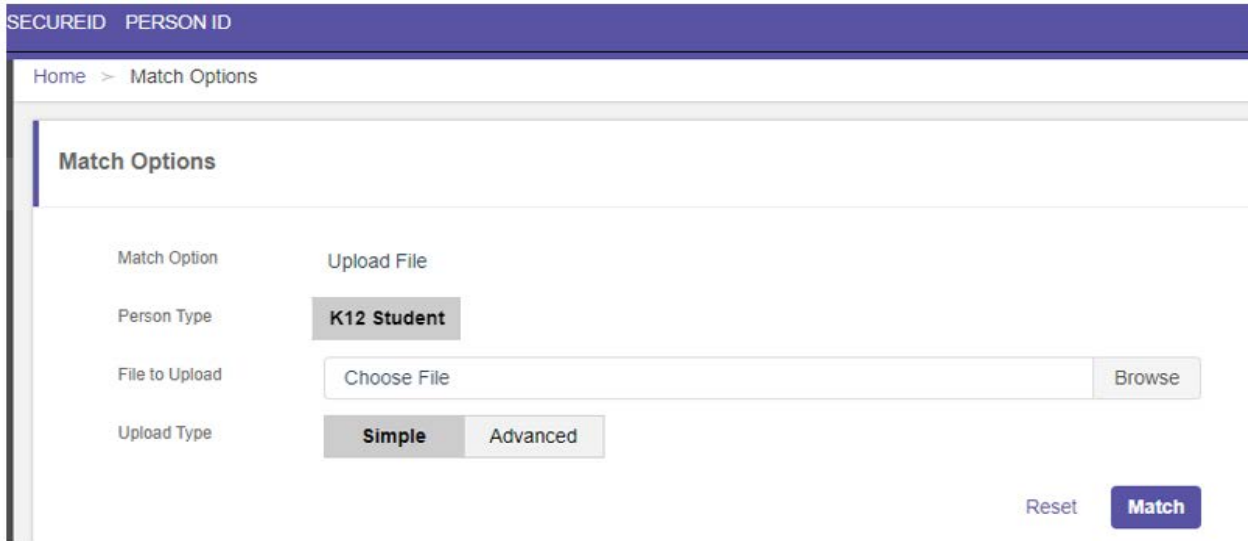
eScholar



eScholar PersonID (StudentID) - ESSY 2025

Districts should submit their expected student enrollment for LASID assignment

- <https://secureid.ldoe.la.gov/uid/login>
- Use the waffle icon  and toggle to PersonID
- Click on Browse and choose your file. Click on the Match button 



The screenshot shows the 'SECUREID PERSON ID' interface. At the top, there is a navigation bar with 'SECUREID' and 'PERSON ID'. Below it is a breadcrumb trail: 'Home > Match Options'. The main content area is titled 'Match Options' and contains the following fields:

Match Option	Upload File
Person Type	K12 Student
File to Upload	<input type="text" value="Choose File"/> <input type="button" value="Browse"/>
Upload Type	Simple <input type="button" value="Advanced"/>

At the bottom right of the form, there are two buttons: 'Reset' and 'Match'.



Students with LOSFA Issues

Problem Analysis and Resolution:

For student(s) who graduated in the 2023-2024 school year, and it was determined there are issues with the student's transcript not being received by LOSFA due to missing demographic information:

- Update the students information in your local system (SSN, parental consent, etc.)
- Submit the student to [eScholar PersonID](#) for the **2024-2025** school year:
 - **ESSY = 2025**
 - **Location Active Flag = 0 (inactive)**
 - **Parental Consent Flag = Y**
 - **SSN**
- Submit the student to the Student Transcript System (STS)
- Submit the graduation date
- Certify the site



eScholar DirectMatch

DirectMatch: Match students through Person ID, Upload File, Individual Match, Manual Authorization (Individually by LASID) or Address Matching

- *Upload File and Individual Match – used by Early Childhood to identify student eligibility for Pre-K programs*
- Identify **Direct Certification (DC)** students through SNAP, TANF, Medicaid Free and Medicaid Reduced
- Identify **Direct Certification (DC) Extended** students (siblings or children living in the same household)
- Identify **Other Source Categorical Eligibility** students enrolled in Head Start or Even Start programs, migrants, runaways, homeless, foster care
- Calculate Identified Student Percentage (ISP), view and submit Population and Elections data for Community Eligibility Provision (CEP)
- EdLink calculates the counts of Economically Disadvantaged students

Please contact Jayanthi.Sothirajah@la.gov with questions.



NEW eScholar DirectMatch

2023-2024 and prior years: LEAs loaded the DM-Index files (SNAP, TANF, Medicaid Free, Medicaid Reduced) into their food service system and/or local SIS. This data was sent to EdLink through the district's nightly submission.

Beginning in 2024-2025 school year LEAs:

- will continue to load the DM-Index files into their food service system;
- will no longer need to enter the DM-Index data in their local SIS to send to EdLink 360;
- will only submit to EdLink the lunch status of students who were identified through Income Survey, USDA Household Application forms or identified as free/reduced through any means used by the district; and
- EdLink will continue to connect to eScholar DirectMatch, to identify SNAP, TANF, Medicaid Free and Medicaid Reduced students directly into the district's lunch counts and Economically Disadvantaged counts.

Please contact Jayanthi.Sothirajah@la.gov with questions.



eScholar StaffID

- Submit your **2024-2025 staff** to [eScholar StaffID](#) for ID assignment
 - Submit returning and new staff at the beginning of the school year
 - Submit new staff hires throughout the year
- Staff who need EdLink dashboard or eSER access must be submitted to StaffID for the current year. **ESSY = 2025**
- If you do not have a current year record in eScholar StaffID you will see the error message below when you log into EdLink.

You do not have a valid user ID and staff ID linked. Please contact your local security coordinator for assistance



Whitelisting



Getting Whitelisted to Submit to the PowerSchool sFTP Server

The IP Address of the server that will be used to drop extracts on the PowerSchool sFTP will need to be whitelisted. If their school system IP Address has not been whitelisted, Security Coordinators should include the following in an email and send to LDOE_LEA_Support@powerschool.com :

- In the subject line, include the Sponsor Code and Name (e.g. 001 Acadia Parish) and the IP Address or range of IP Addresses for the School System
- In the body of the email, include any other pertinent information (e.g. identify other technical contacts and/or vendors who may require whitelisting of their IP Address(es))

NOTE: Home or private IP addresses cannot be whitelisted. When working from a location other than your school system office, work with your IT staff to set up VPN into your school system office.



PowerSchool sFTP Server Access



Receiving User Credentials to Submit to the PowerSchool sFTP Server

Credentials are needed in order to access the PowerSchool sFTP server where the EdLink 360 extracts will be dropped. To request credentials, Security Coordinators should include the following in an email and send to

LDOE_LEA_Support@powerschool.com :

- In subject line, include the Sponsor Code and Name (e.g. 001 Acadia) and specify PowerSchool sFTP Credentials request.
- In body of the email, include any other pertinent information (e.g. identify other technical contacts and/or vendors who may need credentials, list the sponsor codes and sponsor names if support is provided for multiple school systems, etc.)

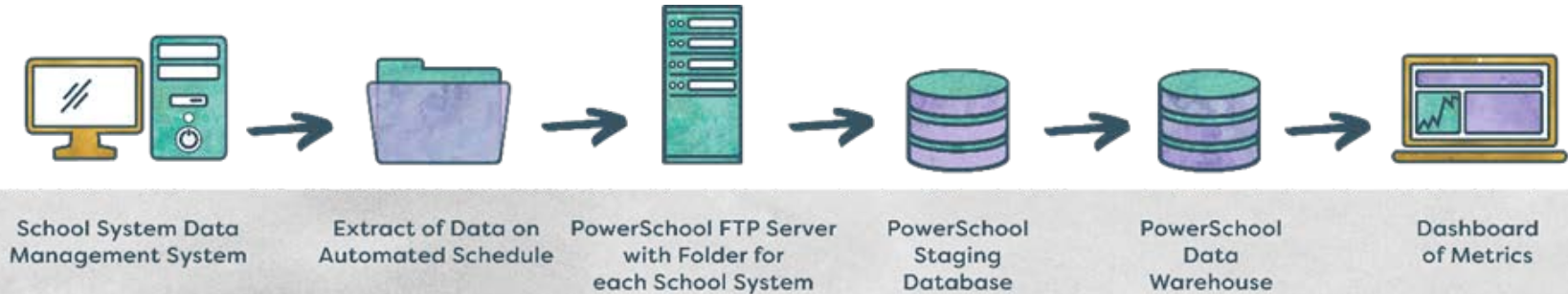
NOTE: Please do NOT include your password or any previous passwords you have used. All Security Coordinators are sent credentials including a Username and Password.



Data Submission Process



The overall process of submitting the file



- Extract files will be dropped on the PowerSchool sFTP server, many on a daily basis.
- Files and records may be rejected.
- It is anticipated that many more records will be loaded since only high-level data validations will be performed.
- An audit log of file errors or record rejections will be available for review and downloading.
- Data quality dashboards will be available for further review and validation of the data to ensure it's accurate and complete.
- A snapshot will be taken at specific times of the school year.

Details of the process

1. Download file

2. Loading

3. File Processing

4. Data Quality

5. Validation

Data managers from a school district's local system download extract files from their local system

The extract files are then loaded to the sFTP.

This can be done by a vendor's automation or manually to the sFTP.

Files will load to Data Processing.

Files or records may be rejected if they don't meet all of the validation rules (required fields).

Only error-free records are loaded to the databases.

After the files have processed, review the Data Quality Dashboard to ensure all errors have been identified and cleaned back in the local system.

Confirm the validation report counts match the local reporting system.

A snapshot of the data is taken after the close of each data collection period noted on the

[Benchmark Calendar.](#)



EdLink 360 Extract File Details

EdLink 360 Extract File Types

LEA vendors will program specific extracts using both standard and extension file extract specifications. The extension extract is joined on the **primary key** which essentially adds more fields to the standard extract:

- **Standard extracts** – include standard fields defined in the EdLink 360 Data Warehouse
- **Extension extracts (_ext)** – include additional fields not already available in the EdLink 360 Data Warehouse but required by LDOE
- **Partial file extracts** – includes a subset of records that would normally be included in a standard extract. (e.g. one enrollments_partial.tsv record, one enrollments_partial_ext.tsv record)



EdLink 360 Extract File Attributes

The extract files must be programmed by the vendors exactly as described in the extract file specifications:

- File names should be in lowercase the same as the extract name (e.g. calendars.tsv, calendars_ext.tsv)
- All extract files including partial file extracts should be tab delimited, with .tsv extension
- Files should have UTF-8 encoding without BOM (byte order mark)
- The column header names must match the extract file layout exactly and be in UPPER case. Underscores must be included (e.g. DATE_TYPE_VALUE, DISTRICT_CODE, etc.)
- Ensure there are no extra columns, tabs, or blanks following the last defined column header for the extract.
- Optional fields may be omitted (omit the header and the data)
- All date fields must be formatted as MM/DD/YYYY (including the slashes)



EdLink 360 Extract File Attributes

Character fields:

- Character fields should not include quotes, embedded tabs, or newlines.
- All character fields must be trimmed (no trailing blanks).

Numeric Fields

- Include the number before the decimal even if it is zero e.g. 0.5
- A whole number can be submitted as 1 or 1.0.
- Ensure all leading 0's where applicable are listed in your files.



EdLink 360 Extract File Attributes

Required Fields

- Column header and data must be sent.

Non-Required Fields

- Send data if it is available.
- If data is sometimes not available or applicable, send nulls (<tab><tab>)
- If you never have data, do not send the column header either.



Students, Courses & Calendar EdLink360 Extracts

Students:

- students.tsv
- students_ext.tsv
- enrollments.tsv
- enrollments_ext.tsv
- discipline_incidents.tsv
- discipline_incidents_ext.tsv
- discipline_offenses.tsv
- discipline_offenses_ext.tsv
- discipline_actions.tsv
- discipline_actions_ext.tsv
- discipline_persons.tsv
- program_membership.tsv
- student_schedules.tsv
- homeless_services.tsv

- attendance.tsv
- students_intervention.tsv

Courses:

- course_offerings.tsv
- course_offerings_ext.tsv

Calendars:

- calendars.tsv
- calendars_ext.tsv

Note: All extract layouts, samples and the TBL reference tables can be found on the [EdLink Support Page](#)



Staff EdLink360 Extracts

Staff:

- staff.tsv
- staff_ext.tsv
- staff_assignments.tsv
- staff_assignments_ext.tsv
- staff_course_offering_link.tsv
- staff_absences.tsv
- payroll_ldoe.tsv
- mentor_teacher_link.tsv

Vacant Staff:

- vacant_staff.tsv
- vacant_staff_ext.tsv
- vacant_staff_assignments.tsv
- vacant_staff_assignments_ext.tsv
- vacant_staff_course_offering_link.tsv
- vacant_payroll_ldoe.tsv

Contract Staff:

- contract_staff.tsv
- contract_staff_ext.tsv
- contract_staff_assignments.tsv
- contract_staff_assignments_ext.tsv
- contract_staff_course_offering_link.tsv

Note: All extract layouts, samples and the TBL reference tables can be found on the [EdLink Support Page](#).



System Enhancements




2024-2025 System Enhancements

- 2024-2025 System Enhancements
 - 2024-2025 System Enhancements RECORDING
- ENROLLMENTS LAYOUT
- ENROLLMENTS SAMPLE
- STUDENTS LAYOUT
- STUDENTS SAMPLE
- STUDENT REFERENCE TABLE
- students_interventions.tsv
- STS 020 Record Layout
- STS 030 Record Layout



EdLink360 Dashboards



Dashboard Notes

Each Dashboard has a Notes section. Depending on which dashboard (Data Quality or Data Validation) you are reviewing, the notes sections will provide useful information or rules as to the data listed in each dashboard.

Note:



It is extremely important to review every audit that is displayed on this dashboard to ensure your data are accurate and complete. Audits which begin with K codes are CRUCIAL to identifying where keys are included in one extract but missing from another extract; this will prevent records from being linked together. Please be sure to focus attention on clearing all K codes as well as all other audits.

Notes:



The snapshot for EOY student collection will be taken on **Friday, July 12, 2024**; therefore, the last day to submit data to EdLink to be included in this snapshot is **Thursday, July 11, 2024 at 5:00 PM**.

Please ensure that ALL students enrolled at any time during the school year (even if they have exited) are included in your daily submissions.

For definitions of data points on this dashboard, hover over each row under Validation Measure Name.



Usage and Data > Data Processing > File Errors

File Errors- Have your files loaded correctly?



The screenshot shows the navigation menu for the edlink Usage and Data section. The menu is dark blue with white text. The 'edlink Usage and Data' logo is on the left. The main menu items are: Data Processing (highlighted with a red box), Data Quality, Data Validation, Staff Data Reports, Student Data Reports, and Class Data Reports. A secondary menu item, File Errors (highlighted with a red box), is located below Data Processing and is linked to File Record Rejection. A blue 'Filter Data' button with a dropdown arrow is positioned below the main menu.

edlink
Usage and Data

Data Processing | Data Quality | Data Validation | Staff Data Reports | Student Data Reports | Class Data Reports

File Errors | File Record Rejection

Filter Data ▾



How to read Data Processing File Errors

Latest Test Loaded Tables: 2

Latest Loaded Tables: 67

File Audits


FILE_LOADED_PERCENT	AUDIT_TIMESTAMP	DISTRICT_CODE	ROWS_LOADED	TOTAL_ROWS	FILE_TYPE	ERROR_TYPE	ERROR_DESCRIPTION	ERROR_RESOLUTION
0	8/14/2024 12:00:00	001	0	0	CALENDARS	No valid records	Check the file process rejects to see why records were invalid.	Review the file process rejects table to se
0	8/14/2024 12:00:00	001	0	0	CALENDARS_EXT	No valid records	Check the file process rejects to see why records were invalid.	Review the file process rejects table to se
97.59	8/13/2024 12:00:00	017	98068	100486	STAFF_ABSENCES			
99.09	8/14/2024 12:00:00	001	2861	2887	PAYROLL_LDOE			
99.97	8/13/2024 12:00:00	017	6820	6822	STAFF			
99.98	8/13/2024 12:00:00	017	12981	12983	PAYROLL_LDOE			
100.0	8/14/2024 12:00:00	001	1444	1444	STAFF			
100.0	8/14/2024 12:00:00	001	16708	16708	STAFF_ABSENCES			
100.0	7/12/2024 12:00:00	001	4565	4565	COURSE_OFFERINGS			

Red= 0 to 95% of files loaded.


Yellow= 95% to 99.99 % of files loaded.

Green= 100% of files loaded.

Files loading at <100% Review file error description section along with FILE RECORD REJECTION to fix files before re-uploading.



How to read Data Processing File Errors

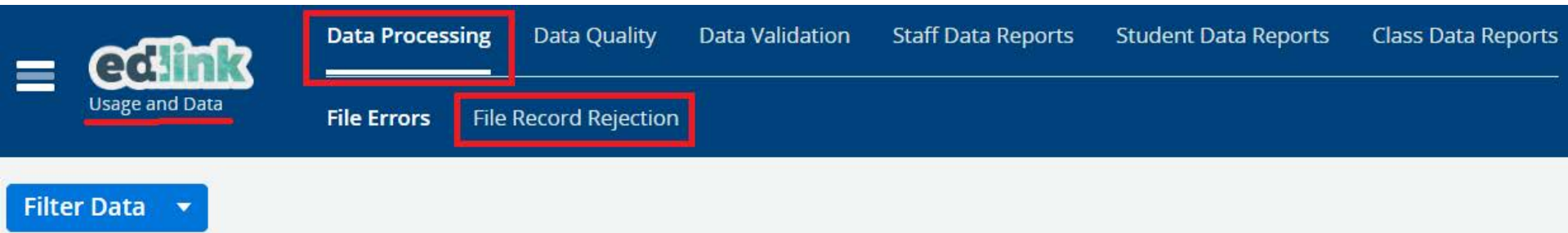
0 8/10/2024 12:00:00  0 0 STAFF_EXT Unprocessed file Multiple files found during validation. This file's data was deemed outdated.

- Missing required fields
- More columns in data than defined headers
- No valid records
- Unexpected Delimiter
- Unexpected header
- Unknown file
- Unprocessed file



Usage and Data > Data Processing > File Record Rejection

File Record Rejection - Why are the files not loading at 100%?



The screenshot shows the navigation menu of the edlink system. The 'edlink Usage and Data' logo is on the left. The main navigation bar contains the following items: 'Data Processing' (highlighted with a red box), 'Data Quality', 'Data Validation', 'Staff Data Reports', 'Student Data Reports', and 'Class Data Reports'. Below this bar, there are two sub-items: 'File Errors' and 'File Record Rejection' (highlighted with a red box). A 'Filter Data' button with a dropdown arrow is located on the left side of the page.



How to read Data Processing File Record Rejections


FILE TYPE	ROW NATURAL KEY ↓	LINE NUMBER	REJECT COLUMN	MESSAGE
EXTRACT STAFF EXT	null,null	80	CONTRACT DAY COUNT	Required field contains null value
EXTRACT STAFF EXT	null,null	80	CONTRACT DAY COUNT	Unaccepted value
EXTRACT STAFF EXT	null,null	80	DISTRICT CODE	Required field contains null value
EXTRACT STAFF EXT	null,null	80	ED_LEVEL_CODE	Required field contains null value
EXTRACT STAFF EXT	null,null	80	ED_LEVEL_CODE	Unaccepted value
EXTRACT STAFF EXT	null,null	80	EMPLOYEE STATUS CODE	Required field contains null value
EXTRACT STAFF EXT	null,null	80	EMPLOYEE STATUS CODE	Unaccepted value
EXTRACT STAFF EXT	null,null	80	LOCAL STAFF KEY	Required field contains null value
EXTRACT STAFF EXT	null,null	80	PART FULL TIME CODE	Required field contains null value



Usage and Data > Data Quality > Data Quality

Data Quality - Are there any errors (ADQs)?

The screenshot displays the top navigation bar of the edlink application. On the left, there is a hamburger menu icon and the edlink logo with the text "Usage and Data" below it. The main navigation menu includes the following items: "Data Processing", "Data Quality" (highlighted with a red box), "Data Validation", "Staff Data Reports", "Student Data Reports", and "Class Data Reports". Below the navigation bar, there is a "Filter Data" button with a dropdown arrow.



How to read Data Quality ADQs

A list of ADQs can be found on the [EdLink360 Support Page](#).

School Calendar Data Quality Measures

Click on a row of the scorecard to display data and description of the specific Data Quality item.

AUDIT CODE	MEASURE NAME	ERRORS	DAYS TO RESOLUTION
<u>005</u>	<u>School Calendar missing closures</u>	<u>1</u>	<u>40</u>
<u>009</u>	<u>School Calendar invalid closure reason</u>	<u>18</u>	<u>162.3</u>
<u>010</u>	<u>Missing Calendar Days</u>	<u>240</u>	<u>284.2</u>




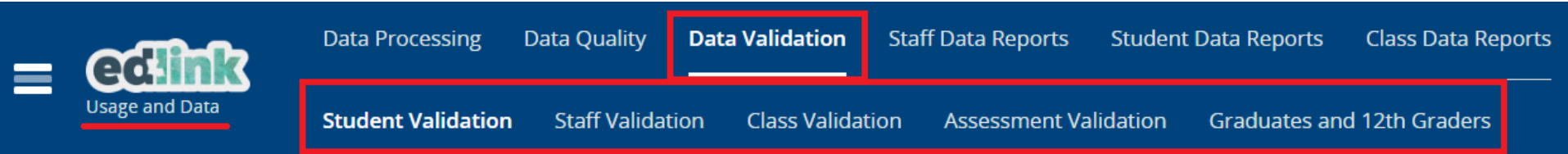
How to read Data Quality ADQs

DISTRICT ...	SCHOOL ...	SCHOOL	AUDIT ...	AUDIT NOTES
ABC	ABC001	ABC School	009	CALENDAR_CODE 001 for DISTRICT_CODE and LOCAL_SCHOOL_KEY: during 2023-2024 has an invalid closure reason B2 for a closure date (2023-12-25).
ABC	ABC001	ABC School	009	CALENDAR_CODE 001 for DISTRICT_CODE and LOCAL_SCHOOL_KEY during 2023-2024 has an invalid closure reason B3 for a closure date (2024-03-29).
ABC	ABC001	ABC School	009	CALENDAR_CODE 001 for DISTRICT_CODE and LOCAL_SCHOOL_KEY during 2023-2024 has an invalid closure reason H1 for a closure date (2023-09-04).
ABC	ABC001	ABC School	009	CALENDAR_CODE 001 for DISTRICT_CODE and LOCAL_SCHOOL_KEY during 2023-2024 has an invalid closure reason H4 for a closure date (2023-11-20).



Usage and Data > Data Validation

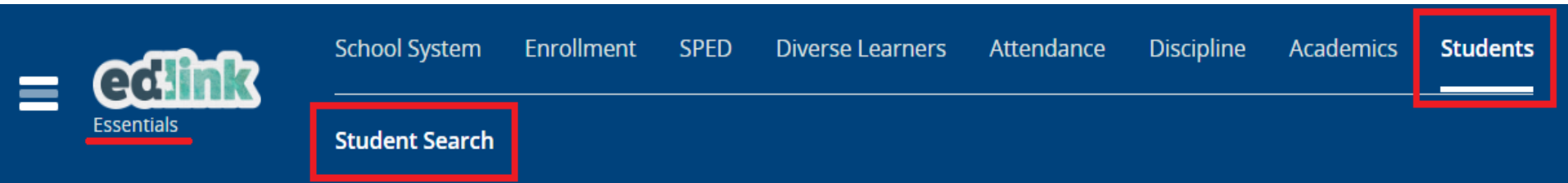
Data Validation - How are your counts compared to your local system?



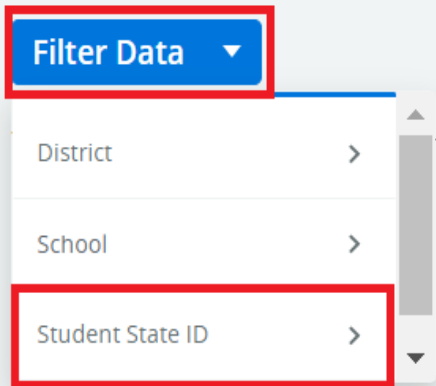
Hamburger Icon > Essentials > Student Search

To review student details:

Click Students > Student Search > Enter Student State ID



Student Search



Use the following filters before the dashboard can be displayed: District , Student State ID

Hamburger Icon > Staff > Staff Search

To review staff details:

Click Staff > Staff Search > Enter Staff State ID



Staff

Staff

Educator Workforce

Staff Overview

Staff Search

Staff Attendance

Staff Qualifications

Filter Data

District

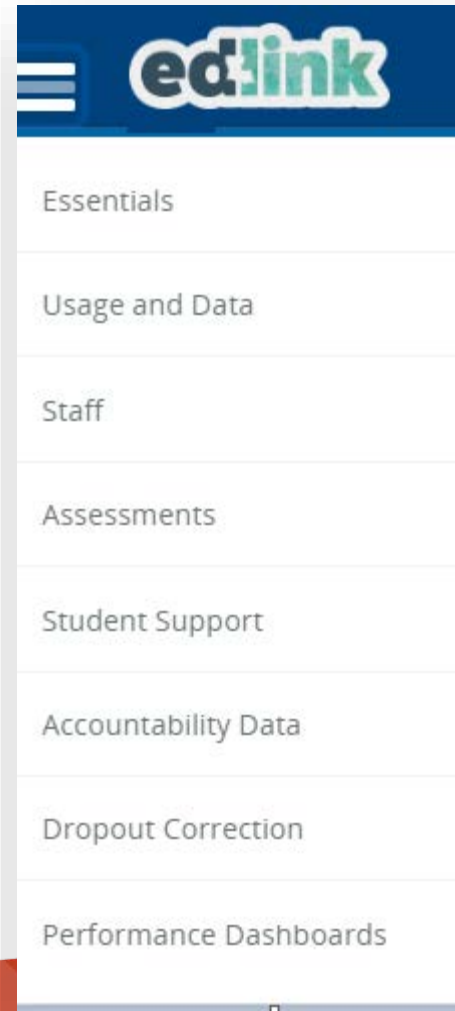
Staff State ID

The following filters before the dashboard can be displayed: Staff State ID

EdLink 360 Dashboards

When you click Waffle Icon, you may see:

- Essentials
- Usage and data
- Staff
- Assessments
- Student Support
- Accountability Data
- Dropout Correction
- Performance Dashboards



2023-2024 Collection Closeouts



2023-2024 STS

School Year	System	Collection Start Date	Collection End Date
2023-2024	STS	12/1/2023	9/30/2024




2024-2025 Collections



Benchmark Calendar 2024-2025

2024-2025 EdLink 360 Data Submissions		All extract submissions are expected to be submitted daily by 5:00pm if the data is available.					Fal
As of						10/1/24	
Snapshot Start Date		8/19/24	8/19/24		8/19/24	8/19/24	
Collection End Date (Snapshot or System Close)		12/13/24	9/27/24	9/13/24	*****	10/18/24	
EdLink 360 Extract Data Type	EdLink 360 Extract File	2023-24 EOY Dropout Corrections	Fall LEAP 2025 HS Assessments	IAP Window #1 (Volunteer selected Districts; Grades 3-8)	KEA	Oct 1 MFP/IDEA	
CALENDARS	calendars.tsv;calendars_ext.tsv	X	X	X	X	X	
COURSE OFFERINGS	course_offerings.tsv;course_offerings_ext.tsv		X	X			
STUDENTS	students.tsv;students_ext.tsv	X	X	X	X	X	
ENROLLMENTS	enrollments.tsv;enrollments_ext.tsv	X	X	X	X	X	
ASSESSMENTS	k3_assessments.tsv				X		
HOMELESS	homeless_services.tsv					X	
DISCIPLINE - Incidents	discipline_incidents.tsv;discipline_incidents_ext.tsv					X	
DISCIPLINE - Offenses	discipline_offenses.tsv;discipline_offenses_ext.tsv					X	
DISCIPLINE - Actions	discipline_actions.tsv;discipline_actions_ext.tsv					X	
DISCIPLINE - Persons	discipline_persons.tsv					X	
PROGRAM MEMBERSHIP	program_membership.tsv					X	
ATTENDANCE	attendance.tsv					X	
STUDENT - Class Schedules	student_schedules.tsv		X	X			
STUDENT MARKS (Optional)	student_marks.tsv					X	
STUDENT - Interventions (Optional)	students_interventions.tsv					X	
STAFF - Demographics	staff.tsv;staff_ext.tsv		X	X			
STAFF - Assignments	staff_assignments.tsv;staff_assignments_ext.tsv		X	X			
STAFF - Class Schedules	staff_course_offering_link.tsv		X	X			
STAFF - Payroll	payroll_ldoe.tsv						
STAFF - ABSENCES	staff_absences.tsv						
MENTOR TEACHER and RESIDENT TEACHER	mentor_teacher_link.tsv						
VACANT STAFF - Demographics	vacant_staff.tsv;vacant_staff_ext.tsv		X				
VACANT STAFF - Assignments	vacant_staff_assignments.tsv;vacant_staff_assignments_ext.tsv		X				
VACANT STAFF - Class Schedules	vacant_staff_course_offering_link.tsv		X				
VACANT STAFF - Payroll	vacant_payroll_ldoe.tsv						
CONTRACT STAFF - Demographics	contract_staff.tsv;contract_staff_ext.tsv		X	X			
CONTRACT STAFF - Assignments	contract_staff_assignments.tsv;contract_staff_assignments_ext.tsv		X	X			
CONTRACT STAFF - Class Schedules	contract_staff_course_offering_link.tsv		X	X			

Please refer to the [2024-2025 Benchmark Calendar](#) for a list of extracts that should be submitted.



Fall LEAP 2025

School Year	Snapshot Group	Snapshot Start Date	Snapshot End Date
2024-2025	Fall LEAP 2025	8/19/24	9/27/24

Fall LEAP 2025 Data: CALENDARS, STUDENTS, ENROLLMENTS, COURSE_OFFERINGS, STUDENT - Class Schedules, STAFF - Demographics, STAFF-Assignments, STAFF - Class Schedules, VACANT STAFF - Demographics, VACANT STAFF - Assignments, VACANT STAFF - Class Schedules, CONTRACT STAFF - Demographics, CONTRACT STAFF - Assignments, CONTRACT STAFF - Class Schedules

Please refer to the [2024-2025 Benchmark Calendar](#) for a list of extracts that should be submitted.



KEA

School Year	Snapshot Group	Snapshot End Date
2024-2025	KEA	10/18/24
<ul style="list-style-type: none">• KEA will be collected (first 30 days of school) through EdLink360's k3_assessments.tsv extract. TSGOLD will still need to be entered on the TSGOLD platform.• KEA questions reach out to systemsupport@la.gov		
<p>Please refer to the 2024-2025 Benchmark Calendar for a list of extracts that should be submitted.</p>		



Literacy

School Year	Snapshot Group	Deadline Date
2024-2025	Literacy	BOY: Unique Testing Windows MOY: 12/20/24 EOY: 4/30/25
<ul style="list-style-type: none">• Literacy screener data (including LAAR) will be submitted and collected in Amplify.• Literacy questions reach out to assessment@la.gov		
Please refer to the 2024-2025 Benchmark Calendar for a list of extracts that should be submitted.		



Mentor & Resident Teacher Collection

School Year	Snapshot Group	Snapshot Start Date	Snapshot End Date
2024-2025	Mentor & Resident Teacher Collection	8/19/24	10/25/24

Mentor and Resident Teacher Data: CALENDARS and STAFF

- This data will be used to provide mentor and resident stipends.

Upcoming Webinar:

[2024 Mentor/Resident Compensation Process Webinar](#) is **Monday, August 26, 2024.**

Please refer to the [2024-2025 Benchmark Calendar](#) for a list of extracts that should be submitted.



Staff Vacancy Collection

School Year	Snapshot Group	Snapshot End Date
2024-2025	Staff Vacancy Collection (Oct 1, Feb 1 & EOY)	Oct 1: 11/15/24 Feb 1: 2/28/25 EOY: 8/8/25

Staff Vacancy Data: CALENDARS, VACANT STAFF - Demographics, VACANT STAFF - Assignments, VACANT STAFF - Class Schedules

In order to identify staffing vacancies across the state and within school systems, the Department is compiling current teaching vacancy data. It is crucial for the Department to have a complete set of data and understand current realities regarding vacancies; therefore, we are asking school systems to complete the “Vacant Staff” extract in Edlink360 by September 30. The data collected from Edlink360 will be used to support school systems with the recruitment and retention of educators throughout the state, and will be reported to BESE.

Please refer to the [2024-2025 Benchmark Calendar](#) for a list of extracts that should be submitted.

AFR

<p>School Year</p>	<p>Snapshot Group</p>	<p>Snapshot End Date</p>
<p>2024-2025</p>	<p>AFR</p>	<p>See Below</p>

2024-25 Benchmark Calendar

Worksheet Descriptions:

Benchmarks: Action Items by collection/category for all systems
Key Dates: Major Collection Dates and Key Terms
Systems tabs (AFR, eScholar, SER, HCS, etc.)
Webinars & Trainings: Data Coordinator Webinar dates/link

To review specific information, filter the **Action Item** column by **COLOR**

Activities to complete	Collection Open Dates	Intermediate Benchmark Dates	Audits	Collection or Snapshot Deadlines
------------------------	-----------------------	------------------------------	--------	----------------------------------

2024-2025 [Annual Financial Reporting System \(AFR\)](#)

Month	Date	System	Collection/Category	Action Item
Sep 2024	Tuesday, September 3, 2024	AFR	Fiscal Year (2023-24)	Collection Opens for 2023-24 Annual Financial Data. Refer to AFR User Guide for reports to run and verify after each submission including AFR630, Post Submission Audit Reviews. Validate all Fiscal Project Codes (FPC).
Sep 2024	Monday, September 30, 2024	AFR	Fiscal Year (2023-24)	Collection Deadline for initial AFR submission for all Project Codes. Louisiana Revised Statute 17:92, requires LEA Annual Financial Reports be submitted to LDOE by September 30th of each year.
Oct 2024	Thursday, October 31, 2024	AFR	Fiscal Year (2023-24)	Collection Deadline for an error-free AFR data submission for all FPCs to receive an EXCELLENT rating (no outstanding AFR edit errors or unresolved issues)
Nov 2024	Friday, November 29, 2024	AFR	Fiscal Year (2023-24)	Collection Deadline for an error-free AFR data submission for all FPCs to receive a GOOD rating (no outstanding AFR edit errors or unresolved issues), for LEAs who have not previously submitted.
Dec 2024	Tuesday, December 31, 2024	AFR	Fiscal Year (2023-24)	Collection Deadline for error-free AFR submissions for all Fiscal Project Codes (FPCs).

Please refer to the [2024-2025 Benchmark Calendar](#) for a list of extracts that should be submitted.

October 1 MFP

School Year	Snapshot Group	Snapshot Start Date	Snapshot End Date
2024-2025	Oct 1 MFP	8/19/24	10/18/24

This snapshot will capture data for students enrolled on Tuesday, Oct 1, 2024, which is the count date.

Oct 1 MFP Data: CALENDARS, STUDENTS, ENROLLMENTS, HOMELESS, DISCIPLINE - Incidents, DISCIPLINE - Offenses, DISCIPLINE - Actions, DISCIPLINE - Persons, PROGRAM_MEMBERSHIP, ATTENDANCE, STUDENT_MARKS

This data is Critical for IDEA and MFP Funding and ED Calculations.

Please refer to the [2024-2025 Benchmark Calendar](#) for a list of extracts that should be submitted.

eSER



eSER General Guidance

eSER Resources

- Reported eSER issues
- Enhancements
- Report updates
- [eSER Training Google Site](#)
- eSER calendar
- [Benchmark calendar](#)

Review the training site and FAQ as needed. For any further questions submit a ticket to: systemsupport@la.gov.



Roles and Permissions

eSER Permission Guides _K-12 School Users

- Provides the steps to gain access to eSER through EdLink Security.

SER IEP System Overview User Guide

- Provides the various eSER roles and describes the roles.
- Most staff will need site level permissions as **IEP form writers**.
- Some staff will need **SER Data Services Writer** permissions in order to add services. This is in addition to the services outlined in the IEP. If these services are missing, it can affect the count and your funding.
- Staff writing evaluations or RDRs need **Reevaluation Data Review** and **SER Data Reader** permissions. *The RDR role will be updated to include reader views in the future, but that is not available yet.*



Common Issues

Student Search

- Missing students may be inactive or need to be added. To see if a student is inactive, engage the “show inactive” button. To make the student active, relink the student.

Student Profile (Relinking)

- Students will not relink if the grade does not align with eSER. If the eScholar record shows prek 3 or prek 4, change to code 20 for SPED 3-5 in eScholar and then relink.

Jurisdiction

- A jurisdiction cannot be claimed if there are open evaluations, RDRs, IEPs, or services. Warning messages are displayed to indicate what should be corrected. If the message says there is an open evaluation, please check the evaluation and the RDR.



Common Issues

Service

- Services must start before 10/1 or 2/1 to count for IDEA and MFP respectively. There is a brief clean up window until mid Oct for IDEA and mid Feb for MFP to create services. **If services are not created before the official count is taken, those students will not count.**
- Creating an IEP does not start services in eSER. To officially start a Service, move to the **Student/Service section** of the eSER application.

SPED Activity

- Students without SPED activity will cause count and funding allocation issues. If SPED activity is missing **the students will not show on a count or not counted report.** If a student is missing from **both** reports, check to make sure SPED activity is open. Once services are open, this generates the SPED activity. If services are present, but there is no SPED activity, **resave services.** That will generate any missing SPED activity. Reach out to systemsupport@la.gov if students continue to be missing from reports.



Common Issues

Referrals

- Students will not be on the Student Profile Report if a referral is incomplete.

RDR

- **Save buttons**-In the Review of Student Data and Information subsection, the checkboxes for Review School Findings, Review Parent Findings, and Review Other Findings must be checked to save edits in the narrative text fields.
- Some RDRs were submitted without dissemination dates. These are being corrected on the back end. If you need an RDR immediately corrected, reach out to systemsupport@la.gov with the LASID and the missing dissemination date.



Dates to Remember

Refer to the [Benchmark Calendar](#) for other upcoming dates.

Friday, August 16, 2024	ExitCount	Exit Child Listing (by LEA and Exit Reason) Final Run (Count period end date June 30)
Tuesday, September 03, 2024	Rollover	Deadline for entering ESYS data and verifying reports (for prior school year) Reports to run: ESYS Consideration vs. Determination; ESYS Eligible Served/Not Served; ESYS Student Decision Listing Report



Dates to Remember

Monday, September 09, 2024	IDEACount	IDEA Child Count Setup for Preliminary Runs (Count Date as of October 1) Reports to run and verify: IDEA Students Counted; IDEA Students Not Counted; IDEA Child Count Summary by Disability and Age, SIS/SER Cross Checks, and Cross Check IDEA Count
Monday, September 09, 2024	Personnel	Personnel Table 2 Setup for Preliminary Runs (Count Date as of October 1) Reports to run and verify: Service Listing Report, Personnel Reports



Dates to Remember

Friday, October 25, 2024	IDEACount	IDEA Count Final run (Count date as of October 1) Deadline for verifying data on all IDEA Reports
Friday, October 25, 2024	IDEACount	Deadline SER/SIS (Child count) Cross Check should be blank.
Friday, October 25, 2024	Personnel	Personnel Table 2 Final Run (Count date as of October 1) Deadline for verifying Special Education teachers and Related Service providers are identified in EdLink to ensure they are reflected on the SER Personnel Report.
Monday, November 04, 2024	IDEACount	Deadline for obtaining signatures and uploading a completed IDEA Child Count Statement of Affirmation Form



Oct 1 (IDEA) and Feb 1 (MFP)

To be counted for IDEA and MFP, students must have the following as of **10/1/24 (IDEA)** or **1/31/25 (MFP)**:

- a current submitted IEP,
- a current evaluation,
- open jurisdiction,
- open SPED activity, and
- open services.

Note: Gifted students are only counted for the Feb MFP.




Oct 1 (IDEA) and Feb 1 (MFP)

Common Issues that prevent students from being counted:

- The **creation date** for services is after **10/1/2024 (IDEA) or 1/31/25 (MFP)**. The program looks at the **creation date**, not the start date.
- A service record wasn't created. **Services must be added separately.** Adding services in the IEP will not start a service record.
- SPED activity isn't open. Creating a service record should automatically open SPED activity if it's closed. Verify that SPED activity is open.

Useful Reports

- IDEA Counted; IDEA Not Counted
- MFP Counted; MFP Not Counted
- If students still show as Not Counted and a resolution cannot be found, please report the LASID to systemsupport@la.gov.



Dropout Corrections

School Year	Snapshot Group	Snapshot Start Date	Snapshot End Date
2024-2025	Dropouts	8/19/24	12/13/24

This process will be in the Dropout Correction Application in EdLink360.

- *Hamburger Icon/Dropout Corrections*

Please refer to the [2024-2025 Benchmark Calendar](#) for a list of extracts that should be submitted.



October 1 CLASS (Student and Staff)

School Year	Snapshot Group	Snapshot End Date
2024-2025	Oct 1 CLASS	1/10/25

This snapshot will capture staff, student, and class schedule data for students enrolled on and staff employed on October 1, 2024.

It will also capture data for students enrolled in CTE and CDF courses.

This data is used for:

- Calculating Value Added student growth data (VAM)
- Workforce Reporting
- CTE-Career Tech Education and CDF-Career Development Fund counts (funding),
- Class Size reporting (audit data)
- Interest and Opportunities K-8 class schedules
- For calculating the Interests & Opportunities index

Please refer to the [2024-2025 Benchmark Calendar](#) for a list of extracts that should be submitted.

Interests and Opportunities (I & O)

School Year	Snapshot Group	Snapshot End Date
2024-2025	I & O	1/10/25

2023-2024: Preliminary I & O scores and rosters were dropped on the DMFTP. Please review and email accountability@la.gov with any questions or concerns by Wednesday, August 21st.

File Names in FTP:

- **Scoring File Name:** LEA_2023-2024 Interests and Opportunities Scoring Preliminary
- **Class rosters:** LEA_2023-2024 I&O_Class Data Student Roster
- **STS rosters:** LEA_2023-2024 I&O_STS DATA

2024-2025: The I&O Jotform Survey for the 2024-2025 school year will open on Monday, August 26th. Informational letters with the jotform link and unique access codes will be emailed to principals and accountability contacts on August 26th. Surveys are due by Wednesday, November 6th. The Menu and Guidance can be found in the [Accountability Library](#).

Please refer to the [2024-2025 Benchmark Calendar](#) for a list of extracts that should be submitted.

STS (Midyear)

School Year	System	Collection Start Date	Snapshot End Date
2024-2025	STS	12/2/24	2/24/25



Spring LEAP 2025

School Year	Snapshot Group	Snapshot Start Date	Snapshot End Date
2024-2025	Spring LEAP 2025	1/1/25	2/7/25

Using the Usage and Data > Data Validation > Assessment Data Validation > Spring LEAP 2025 Dashboards

EdLink 360 Extract Data Types:

- CALENDARS
- STUDENTS
- ENROLLMENTS
- COURSE_OFFERINGS
- STUDENT - Class Schedules
- STAFF - Demographics
- STAFF-Assignments
- STAFF - Class Schedules
- VACANT STAFF - Demographics
- VACANT STAFF - Assignments
- VACANT STAFF - Class Schedules
- CONTRACT STAFF - Demographics
- CONTRACT STAFF - Assignments
- CONTRACT STAFF - Class Schedules

Please refer to the [2024-2025 Benchmark Calendar](#) for a list of extracts that should be submitted.

February 1 MFP

School Year	Snapshot Group	Snapshot Start Date	Snapshot End Date
2024-2025	Feb 1 MFP	1/31/25	2/21/25

This snapshot will capture data for students enrolled on January 31, 2025, which is the February count date.

Feb 1 MFP Data: CALENDARS, STUDENTS, ENROLLMENTS, HOMELESS, DISCIPLINE - Incidents, DISCIPLINE - Offenses, DISCIPLINE - Actions, DISCIPLINE - Persons, PROGRAM_MEMBERSHIP, ATTENDANCE, STUDENT_MARKS (optional)

This data is Critical for MFP Funding and ED Calculations.

Please refer to the [2024-2025 Benchmark Calendar](#) for a list of extracts that should be submitted.

eSER Feb 1 MFP

School Year	Collection Group	Collection End Date
2024-2025	eSER Feb 1 MFP	2/21/25

To be counted for MFP, students must have the following as of 1/31/25

- a current submitted IEP,
- a current evaluation,
- open jurisdiction,
- open SPED activity, and
- open services.

Common Issues that prevent students from being counted:

- The start date for services is after 1/31/2025. **Services must also be created in eSER before the official is run.** Typically, the official is run toward the end of the count month and that date will be communicated to the field.
- A service record wasn't created. Services must be added separately. Only adding services in the IEP will not start a service record .
- SPED activity isn't open. Creating a service record should automatically open SPED activity if it's closed. Verify that SPED activity is open.
- If students still show as Not Counted and a resolution cannot be found, please report the LASID only to systemsupport@la.gov.

SER/SIS Crosscheck Reports: Issues corrected in eSER will fall off of the report. Issues corrected in SIS will not. For now, while this is being corrected, keep a record of SIS corrections. If that is all that remains on the report, please move forward in your work.

Please refer to the [2024-2025 Benchmark Calendar](#) for a list of extracts that should be submitted.

CVR

School Year	Snapshot Group	Snapshot Start Date
2024-2025	CVR (View Only) CVR (Roster Verification)	View Only: 3/17/25-5/2/25 Roster Verification: 5/5/25-5/30/25

Data Managers submit course offerings, student schedules, student enrollment, & staff course offering data to EdLink 360.

- The general rules for CVR have not changed.
- CVR provides teachers the opportunity to review and correct their courses and student rosters for the purpose of value-added (VAM) analyses.
- VAM scores contribute to 35% of a teacher's overall evaluation.
- Additional discussion and opportunity for questions will occur in weekly office hours and Strategic Outreach sessions.

Please refer to the [2024-2025 Benchmark Calendar](#) for a list of extracts that should be submitted.

End of Year (EOY) - Students

School Year	Snapshot Group	Snapshot Start Date	Snapshot End Date
2024-2025	End of Year (EOY) - Students	2/24/25	7/11/25

Using the Usage and Data > Data Validation > Student Data Validation > EOY Dashboards

The EOY Snapshot will capture final data for students enrolled during the current school year:

- Final/actual school calendars
- Demographic data
- Enrollment data
- Free lunch data
- Student attendance data
- Student discipline data
- Homeless and underage homeless data
- Enrollment counts (MFP enrollment, total enrollment, cumulative enrollment, Extension Academy enrollment)
- Student counts for special populations (English learners, SIFE, section 504, military affiliated, parent/expectant parent

of
a child, foster care, migrant, TANF, etc.)

- The Student Data Validation dashboard will flag students enrolled in more than 1 school system on the count date, sites with no enrollment and potential dropouts.

Please refer to the [2024-2025 Benchmark Calendar](#) for a list of extracts that should be submitted.

End of Year (EOY) - Staff

School Year	Snapshot Group	Snapshot Start Date	Snapshot End Date
2024-2025	End of Year (EOY) - Staff	1/12/25	8/8/25

Using the Usage and Data > Data Validation > Staff Data Validation > EOY Dashboards

The EOY Staff Snapshot will capture final data for staff for the current school year:

- Final staff demographic data
- Staff actual salary data
- Staff tenure data
- Staff attendance data
- Course offerings
- Class schedules for teachers who were employed during the school year
- The Class Data Validation dashboard will flag any of the course offerings who are missing students or teachers

Please refer to the [2024-2025 Benchmark Calendar](#) for a list of extracts that should be submitted.

STS (EOY)

School Year	System	Collection Start Date	Snapshot End Date
2024-2025	STS	12/2/24	9/12/25



SRO School Resource Officer Collection (JotForm)

School Year	System	Collection Start Date	Due Date
2024-2025	JotForm	8/19/24	5/30/25

Act 148 of the 2019 Legislative Session (R.S. 17:3911, R.S. 17:3912, R.S. 17:416.19) requires LDOE to collect the number of School Resource Officers by site.

JotForm Link: <https://form.jotform.com/242254125033141> (Currently Disabled)

Please refer to the [2024-2025 Benchmark Calendar](#) for a list of extracts that should be submitted.



Statements of Affirmation



Statements of Affirmation

LDOE provides a Statement of Affirmation form for districts to sign for each of our benchmarked collections.

- All forms are available for the 2024-2025 school year on the [EdLink360 Support Page](#).
- Each form has its own JotForm return link.
- **Forms are due no later than two weeks following a collection deadline or snapshot.**




Statement of Affirmations

Statement of Affirmations:

- Dropout Corrections
- KEA
- Oct 1 MFP
- eSER Oct 1 MFP (IDEA)
- Mentor & Resident Collection BOY
- Oct 1 Staff Vacancy
- Oct 1 CLASS - Student
- Oct 1 CLASS - Staff
- Feb 1 MFP
- eSER Feb 1
- Feb 1 Staff Vacancy
- Mentor & Resident Collection MOY
- CVR (View Only)
- Student EOY
- Staff EOY
- Staff Vacancy EOY
- Mentor & Resident Collection EOY
- STS EOY



Support Structure



2024-25 Collection Support Structures

For each collection snapshot:

- 6 weeks prior - Missing data targeted phone calls
- 6 weeks prior - EdLink 360 data quality email outreach
- 4 weeks prior - Superintendent email outreach
- 4 weeks prior - Geocoding outreach
- 3 weeks prior - Critical Support 1:1 meetings
- 2 weeks prior - Superintendent email outreach
- 1-2 weeks post - Accountability outreach



Resources



EdLink 360 Support Page

EdLink 360 Support Page

- Benchmark Calendar
- System Enhancements
- User Guides
- File Layouts and File Samples
- Code Reference Tables
- District Contact List
- One Pager Guidance
- ADQ List
- Collection Training

2024-2025 EdLink360

2024-2025 System Enhancements

- [2024-2025 System Enhancements](#)
- [2024-2025 System Enhancements RECORDING](#)
- [ENROLLMENTS LAYOUT](#)
- [ENROLLMENTS SAMPLE](#)
- [STUDENTS LAYOUT](#)
- [STUDENTS SAMPLE](#)
- [STUDENT REFERENCE TABLE](#)
- [students_interventions.tsv](#)
- [STS 020 Record Layout](#)
- [STS 030 Record Layout](#)

NEW 2024-2025 Benchmark Calendar

2024-2025 User Guides for data Included in EdLink 360

- NEW Calendars and Attendance: [2024-2025 Calendars and Attendance User Guide](#)
- NEW Student Data Extracts: [2024-2025 Student User Guide](#)
- NEW Staff Data Extracts: [2024-2025 Staff User Guide](#)
- NEW Dropout Corrections: [2024-2025 Dropouts User Guide](#)
- [EdLink Frequently Asked Questions \(FAQ\)](#)

For troubleshooting and reporting issues, please email systemsupport@la.gov

2024-2025 STUDENT DATA File Layouts and Samples	2024-2025 STAFF DATA File Layouts and Samples
<p>Audit Codes and Messages-Tool for Correcting Errors</p> <h4>CALENDARS</h4> <ul style="list-style-type: none">• calendars.tsv• calendars_ext.tsv<ul style="list-style-type: none">• SAMPLE calendars extracts <h4>STUDENTS</h4> <ul style="list-style-type: none">• students.tsv• students_ext.tsv<ul style="list-style-type: none">• SAMPLE students extracts <h4>STUDENT ATTENDANCE</h4> <ul style="list-style-type: none">• attendance.tsv<ul style="list-style-type: none">• SAMPLE Attendance extract	<p>Audit Codes and Messages-Tool for Correcting Errors</p> <h4>STAFF</h4> <ul style="list-style-type: none">• staff.tsv• staff_ext.tsv• staff_assignments.tsv• staff_assignments_ext.tsv• staff_course_offering_link.tsv• staff_absences.tsv• payroll_idoc.tsv• mentor_teacher_link.tsv <p>SAMPLE STAFF extracts</p>



Support Meetings



Weekly Support Calls

- All Data Collection questions to be emailed to systemsupport@la.gov.
- EdLink Weekly Calls:

<u>EdLink Weekly Q&A Session</u> <u>Tuesdays @ 11:00AM</u>	
Month	Session Dates
August	8/13, 8/20, 8/27
September	9/3, 9/10, 9/17, 9/24
October	10/1, 10/8, 10/15, 10/22, 10/29
November	11/5, 11/12, 11/19, 11/26
December	12/3, 12/10, 12/17
January	1/7, 1/14, 1/21, 1/28
February	2/4, 2/11, 2/18, 2/25
March	3/4, 3/11, 3/18, 3/25
April	4/1, 4/8, 4/15, 4/22, 4/29
May	5/6, 5/13, 5/20, 5/27
June	6/3, 6/10, 6/17, 6/24
July	7/1, 7/8, 7/15, 7/22, 7/29



Monthly Support Calls

- All Data Collection questions to be emailed to systemsupport@la.gov.
- EdLink Monthly Calls:

<u>Data Coordinator Monthly Webinar</u> <u>@ 1:00pm</u>	
Month	Session Dates
August	Thursday, August 15, 2024 (Bootcamp)
September	Thursday, September 05, 2024
October	Thursday, October 03, 2024
November	Thursday, November 07, 2024
December	Thursday, December 05, 2024
January	Thursday, January 09, 2025
February	Thursday, February 06, 2025
March	Thursday, March 06, 2025
April	Thursday, April 10, 2025
May	Thursday, May 08, 2025
June	Thursday, June 05, 2025
July	Thursday, July 10, 2025



[Register](#) for
the 2024-2025
School Year.

Each month, Webinar materials are posted on the [Webinar Support page](#)



eScholar Support Calls

- All Data Collection questions to be emailed to systemsupport@la.gov.
- eScholar Office Hours:

2024-2025 eScholar Office Hours - Thursdays @ 10:00AM

Month	Session Dates
August	8/1, 8/15, 8/29
September	9/12, 9/26
October	10/10, 10/24
November	11/7, 11/21
December	12/5, 12/19
January	1/16, 1/30
February	2/6, 2/20
March	3/6, 3/20
April	4/3, 4/17
May	5/1, 5/15, 5/29
June	6/12, 6/26

Each month, Webinar materials are posted on the [eScholar Support page](#)



Helpful Links

Websites

[EdLink 360](#)

[EdLink Security](#)

[eSER](#)

[STS](#)

[AFR](#)

[CVR](#)

[Office Hours and Webinars](#)

[eScholar](#)

Topic	Email
<p>System Support</p> <ul style="list-style-type: none"> • AFR • LEA Contact List Updates • CVR • EdLink Security • eSER • EdLink360 • STS • Sponsor Site 	<p>systemsupport@la.gov</p>
<p>eScholar</p>	<p>Jayanthi.Sothirajah@la.gov or Wanggan.Yang@la.gov</p>
<p>Interests & Opportunities</p>	<p>accountability@la.gov</p>

**Thank you for joining the 2024-2025
EdLink Boot camp! We look forward to
supporting you through an another amazing
school year.**

